

The information provided herein is from CONNFLY Electronic Co., Ltd. and is confidential. Any disclosure to a party other than the recipient is prohibited. The intellectual properties and its rights contained herein, including but not limited to, trademarks, patents, copyrights, trade secrets, and technical know-how, are owned exclusively by CONNFLY or its affiliates. Unauthorized use or reproduction of any part of this document is strictly prohibited. CONNFLY may enforce its intellectual property rights at its own discretion, failures or delays to exercise such rights does not constitute a waiver of such rights.

| REV. | DESCRIPTION | DRAWN | CHECKED | APPROVED |
|------|----------------|---------------|---------|---------------|
| A | NEW RELEASE | LJH 06/21/05' | | LJC 06/21/05' |
| B | ADD DIM | LL 10/30/06' | | LJC 10/30/06' |
| E | DRAWING UPDATE | JLZ 04/10/20' | | |

Notes:

Specifications:

- Contact Resistance: 20mΩ Max.
- Insulation Resistance: 1000MΩ Min.
- Dielectric Withstanding Voltage: 500V AC(rms) For 1 Minute.
- Current Rating: 1.5A.
- Temperature: -40°C~+105°C.

Materials:

- Contact Material: Copper Alloy.
- Contact Plating: Gold Plating Over Nickel.
- Insulator Material: High temp, Black, UL94-V0.

Product Number Code:

DS1025-05 - X X X X X X - X

- X: Plating level (For gold only)
3A: Level 3A
B: Level B
- X: Table A & Dim. A B type
1: Type 1
or A*.*-B*.*
- X: Mounting type
V: V/T type
- X: Housing color
B: Black
- X: Contact plating
8: Full gold flash
6: Tin
- X: Connector type
P: Plug
- X: No. of contacts
2x2~2x40

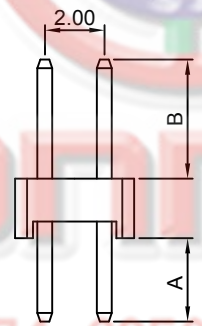
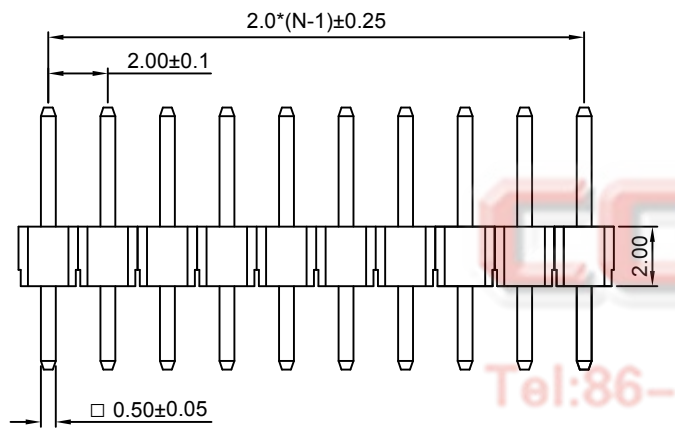
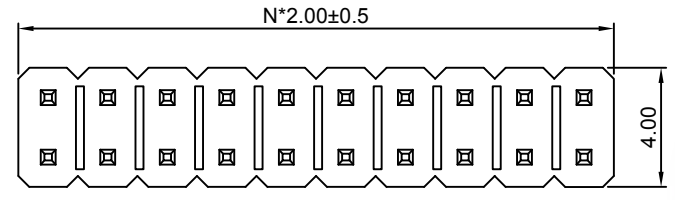
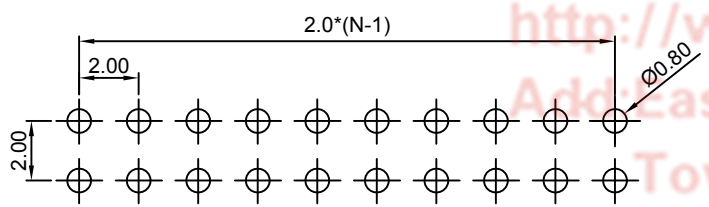


TABLE A:

| TYPE | Dimension | | TYPE | Dimension | |
|------|-----------|-------|------|-----------|-------|
| | A | B | | A | B |
| 1 | 2.80 | 4.00 | 9 | 3.00 | 3.80 |
| 2 | 3.50 | 5.08 | 10 | 2.80 | 5.50 |
| 3 | 10.00 | 2.00 | 11 | 3.00 | 3.70 |
| 4 | 2.80 | 10.20 | 12 | 2.20 | 4.60 |
| 5 | 4.00 | 8.00 | 13 | 3.00 | 6.00 |
| 6 | 2.50 | 4.30 | 14 | 2.40 | 5.00 |
| 7 | 2.80 | 3.90 | 15 | 2.70 | 8.50 |
| 8 | 3.00 | 3.50 | 16 | 2.80 | 11.00 |



Recommend PCB Layout
(Tolerance=±0.05)

| | | | | | | | |
|-------------------|-------|------------------------|--------|---|----|---------------------|------------------|
| GENERAL TOLERANCE | | ANGLE TOLERANCE | | PROJECTION | | TITLE | 2.0mm Pin Header |
| X. | ±0.60 | X. | ±5° | UNITS | mm | Double Row V/T Type | |
| .X | ±0.38 | .X | ±3° | SHEET SIZE | A4 | SERIES | DS1025-05 SERIES |
| .XX | ±0.25 | .XX | ±2° | 晨翔电子有限公司 CONNFLY ELECTRONIC CO. LTD | | | |
| DRAWING TYPE | | CUSTOMER | | | | | |
| SCALE | 1:1 | SHEET | 1 OF 1 | | | | |
| DRAWING NO. | | C-DS1025-05-XXXXXX-X-E | | | | | |