



Industrial & Electrical Components

Solid State Relay

Part No.

HHG1A-1
(SSR-DA)

CHARACTERISTICS

Controlling Voltage	014:3-14VDC,032:3-32VDC
Controlling Current	5-25mA
Make-on Voltage	3VDC
Break-off Voltage	1VDC
Reverse Voltage	32VDC
Load Voltage	38:40-440VAC
Load Current	60A ~ 150A, 200A ~ 350A
Instant Voltage	38:1200VAC
Voltage Drop in On	<1.6VAC

On-off Time	≤10mS
Leakage Current in off	≤10mA
Dielectric Strength	≥2500VAC
Insulation Resistance	500MΩ (at 500VDC)
Ambient Temp.	-30~80℃
Weight	≈135g(60-150A); ≈235g(200-350A)
Indicate Methods	Led
Dimensions	94X25X38mm(LxWxH) for 60-150A, 94x34(39)x43(LxWxH)mm for 200-400A.
Wirinig Diagram	See Page-2

ORDERING INFORMATION

e.g

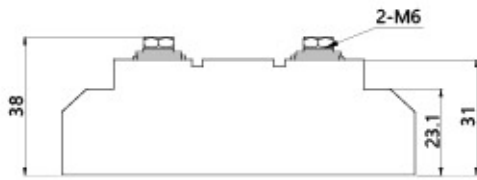
HHG1A-1 / 032F-38、200-400A

① ② ③ ④

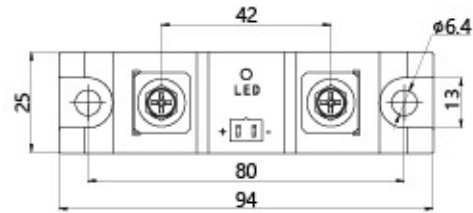
- ① Series: HHG1A-1 series(SSR-DA)
- ② Controlling Voltage: 014:3-14VDC,032:3-32VDC.
- ③ Load Voltage : 38:40-440VAC
Load current : Small size 60A,80A,100A,120A,150A;
- ④ Big size : 200A,250A,300A,350A,400A;

DIMENSIONS (Unit: mm)

60A-150A



尺寸图

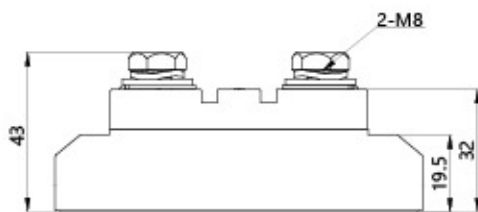


安装尺寸

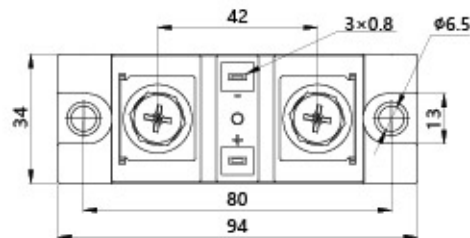


接线图

200A-350A

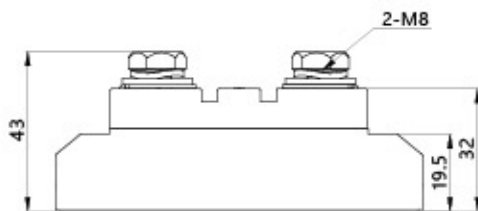


尺寸图

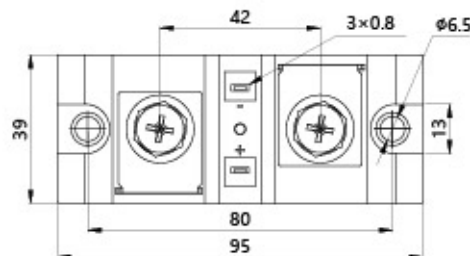


安装尺寸

400A



尺寸图



安装尺寸



接线图

Remarks:

1. Input power must be DC Voltage and Output power must be AC Voltage.
2. Please make correct polarity connection for input and output power.
3. If the SSR with load above 10Amps, it must be mounted onto heat sink. It should be mounted onto fan-cooling or water-cooling if the load above 80Amps.
4. It is zero-cross type.