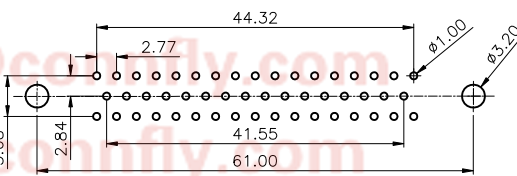
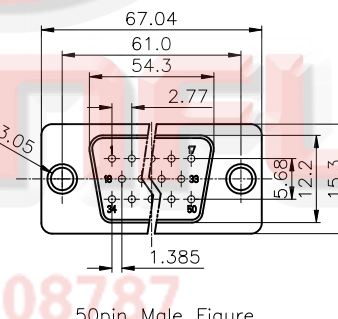
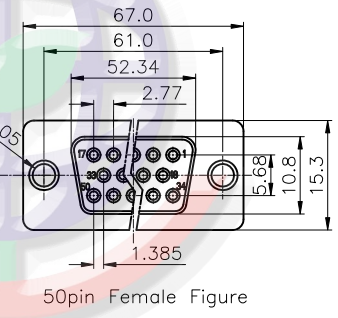


REV.	DESCRIPTION	DRAWN	CHECKED	APPROVED
A	NEW RELEASE	LJH 04/27/05'	~	LJH 04/22/06'
B	ADD SCREW TYPE	DMJ 06/27/07'	~	LJC 06/27/07'
C	整理图面	YCH 05/21/08'	~	LJC 05/21/08'
F	ADD Pos TYPE	JLZ 03/29/16'	~	

- NOTES:
- ELECTRICAL CHARACTERISTICS:
    - CONTACT RESISTANCE: 20mΩ Max. INITIAL.
    - DIELECTRIC WITHSTANDING VOLTAGE: 500V AC(rms) FOR 1 MINUTE.
    - INSULATION RESISTANCE: 1000MΩ Min.
  - ENVIRONMENT CHARACTERISTICS:
    - TEMPERATURE RANGE: -40°C~+105°C.
  - PART NUMBER: DS1034
  - PRODUCT NUMBER CODE: DS1034- X X X X X X X

- SCREW DIM. A  
 S: Standard(W/O nut)  
 1: 5.00 2: 3.00 3: 5.20  
 4: 4.80 5: 5.80 6: 4.00  
 7: 4.80mm(Inside thread M2.6\*0.45p, outside thread unc#4-40)  
 8: 4.80mm(Inside thread M3.0\*0.5p, outside thread unc#4-40)
- SCREW TYPE  
 S: Standard(W/O nut)  
 1: CC TYPE 2: CS TYPE  
 3: BR TYPE 4: BRJ TYPE DIM. B:6.00 C: 3~4mm  
 5: BRJ TYPE DIM. B:6.00 C: 5~6mm  
 6: BRJ TYPE DIM. B:6.00 C: 3~4mm (Inside thread M2.6\*0.45P,outside thread unc#4-40)  
 7: BRJ TYPE DIM. B:6.00 C: 3~4mm (Inside thread M3.0\*0.50P,outside thread unc#4-40)
- CONTACT PLATING  
 Si: FULL GOLD FLASH  
 0: SELECTIVE GOLD FLASH
- SHELL PLATING  
 T: FORNT & BACK SHELL TIN  
 N: FORNT SHELL NICKEL,BACK SHELL TIN
- HOUSING COLOR  
 B: BLACK W: WHITE  
 U: BLUE
- CONNECTOR TYPE  
 M: MALE F: FEMALE
- No.OF CONTACTS  
 09: 9pos. 15: 15pos. 25: 25pos.  
 37: 37pos. 50: 50pos.



Dimension	Position	A±0.2	B±0.2	C±0.3	D
	9	17.90	24.99	30.80	16.33
	15	26.50	33.32	39.14	24.66
	25	40.00	47.04	53.04	38.38
	37	56.50	63.50	69.32	54.84

RECOMMEND PCB LAYOUT (TOLERANCE ±0.05)

GENERAL TOLERANCE		ANGLE TOLERANCE	
X.	±0.60	X.	±5°
.X	±0.38	.X	±3°
.XX	±0.25	.XX	±2°

PROJECTION	TITLE	D-SUB DIP STRAIGHT TYPE	
UNITS	mm	SHEET	DS1034 SERIES
SHEET SIZE	A4	SERIES	DS1034 SERIES

DRAWING TYPE	CUSTOMER		
SCALE	1:1	SHEET	1 OF 1
DRAWING NO.	C-DS1034-XXXXXXX-F		

**CONNFLY** 晨翔电子有限公司  
**CONNFLY CONNFLY ELECTRONIC CO. LTD**