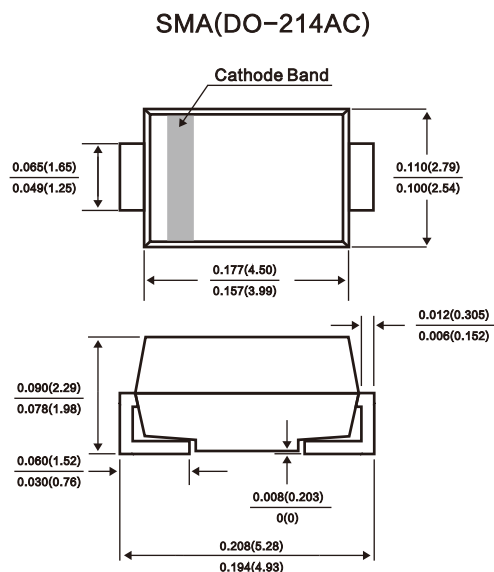


FEATURES

- * Ideal for surface mount applications
- * Easy pick and place
- * Built-in strain relief
- * Low forward voltage drop

MECHANICAL DATA

- * Case: Molded plastic
- * Epoxy: UL 94V-0 rate flame retardant
- * Metallurgically bonded construction
- * Polarity: Color band denotes cathode end
- * Mounting position: Any
- * Weight: 0.063 grams
- * Both normal and Pb free products are available:
- * Normal: 80~95%Sn, 5~20%Pb
- * Pb free: 99Sn above can meet RoHS environment substance directive request



Dimensions in inches and (millimeters)

MAXIMUM RATINGS AND ELECTRICAL CHARACTERISTICS

Rating 25°C ambient temperature unless otherwise specified.
 Single phase half wave, 60Hz, resistive or inductive load.
 For capacitive load, derate current by 20%.

TYPE NUMBER	SS22	SS23	SS24	SS26	SS28	SS210	SS215	SS220	UNITS
Maximum Recurrent Peak Reverse Voltage	20	30	40	60	80	100	150	200	V
Maximum RMS Voltage	14	21	28	42	56	70	105	140	V
Maximum DC Blocking Voltage	20	30	40	60	80	100	150	200	V
Maximum Average Forward Rectified Current See Fig.1	2.0								A
Peak Forward Surge Current, 8.3 ms single half sine-wave superimposed on rated load (JEDEC method)	50								A
Maximum Instantaneous Forward Voltage at 2.0A	0.55		0.70		0.85				V
Maximum DC Reverse Current Ta=25°C	0.5								mA
at Rated DC Blocking Voltage Ta=100°C	20								mA
Typical Junction Capacitance (Note1)	170								pF
Typical Thermal Resistance R JA (Note 2)	70								°C/W
Operating Temperature Range Tj	-65 — +125			-65 — +150					°C
Storage Temperature Range Tstg	-65 — +150								°C

NOTES:

1. Measured at 1MHz and applied reverse voltage of 4.0V D.C.
2. Thermal Resistance Junction to Ambient.

FIG.1-TYPICAL FORWARD CURRENT DERATING CURVE

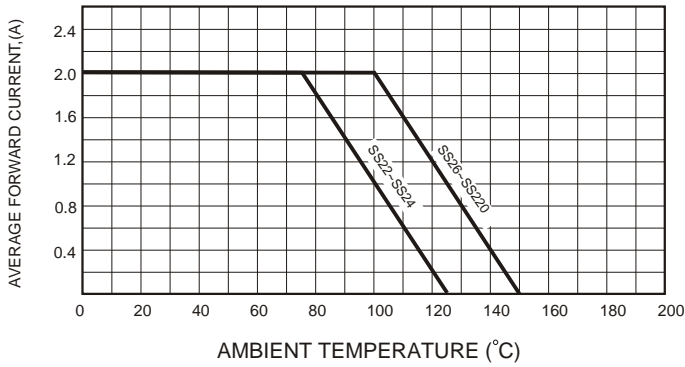


FIG.2-TYPICAL FORWARD CHARACTERISTICS

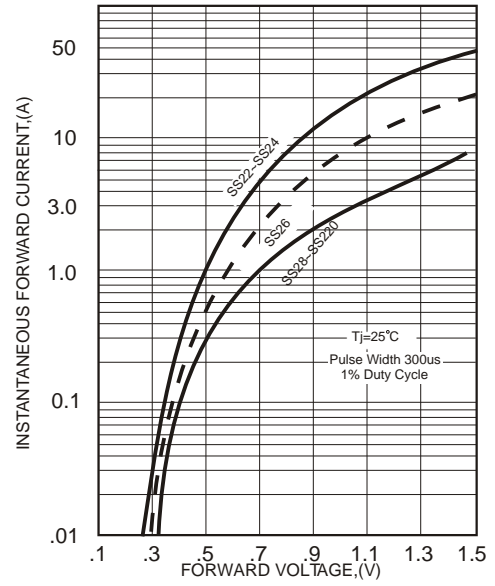


FIG.3-MAXIMUM NON-REPETITIVE FORWARD SURGE CURRENT

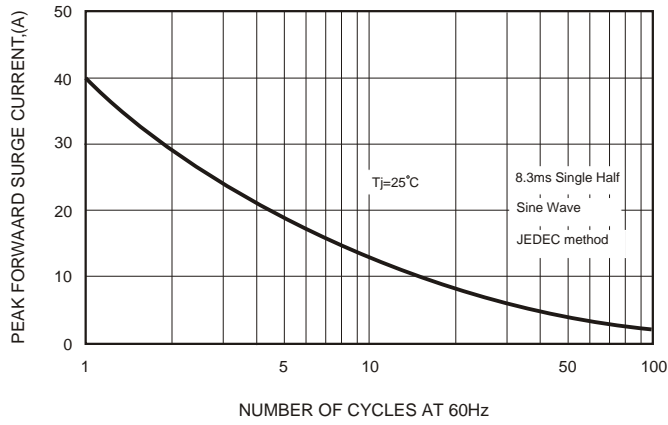


FIG.5 - TYPICAL REVERSE CHARACTERISTICS

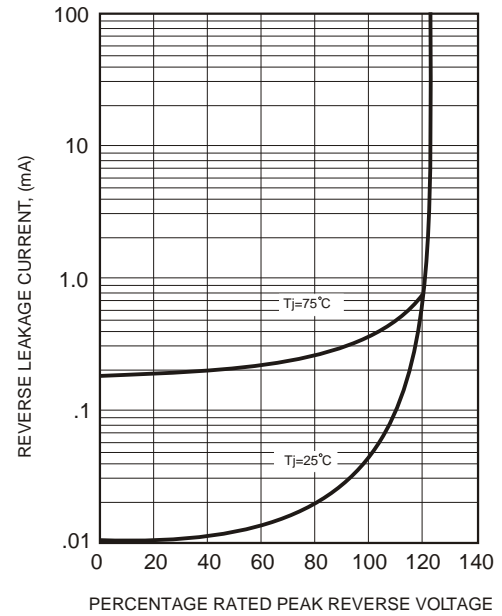
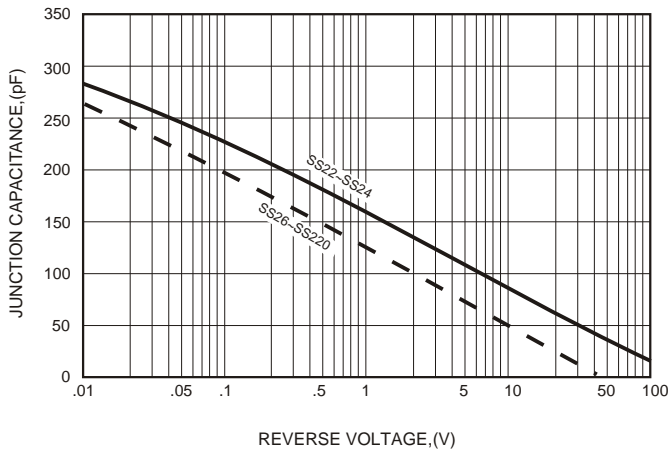


FIG.4-TYPICAL JUNCTION CAPACITANCE



ORDERING INFORMATION

Order Code	Package	Baseqty	Deliverymode
UMW SS22	SMA	2000	Tape and reel
UMW SS23	SMA	2000	Tape and reel
UMW SS24	SMA	2000	Tape and reel
UMW SS26	SMA	2000	Tape and reel
UMW SS28	SMA	2000	Tape and reel
UMW SS210	SMA	2000	Tape and reel
UMW SS215	SMA	2000	Tape and reel
UMW SS220	SMA	2000	Tape and reel