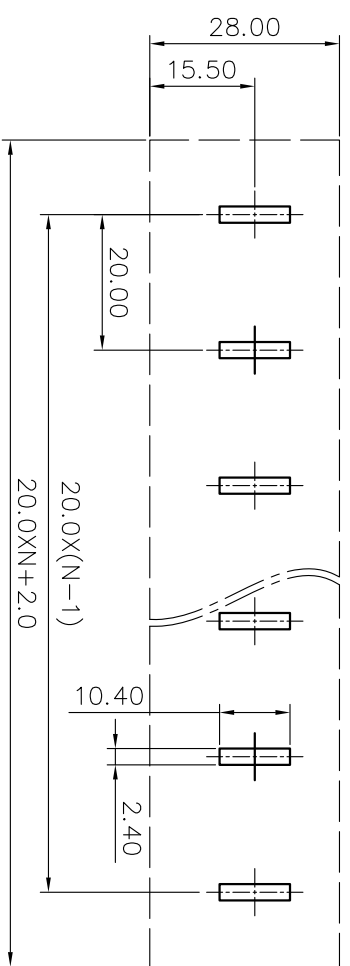
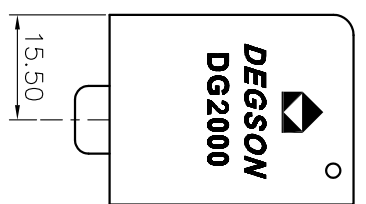
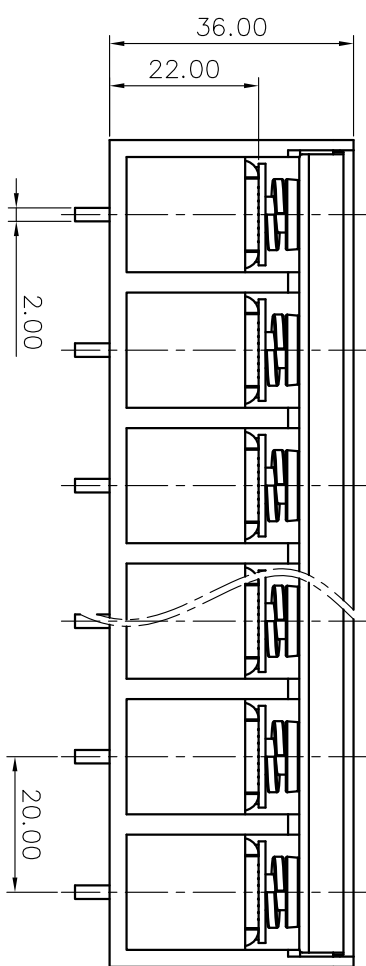
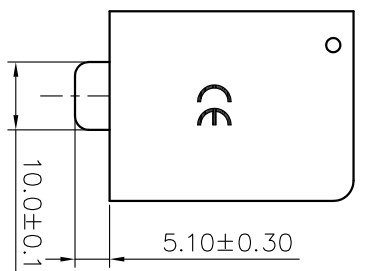
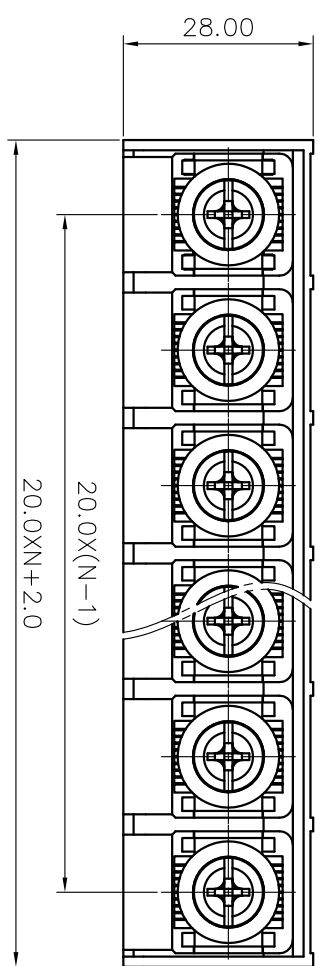


(W/O COVER)



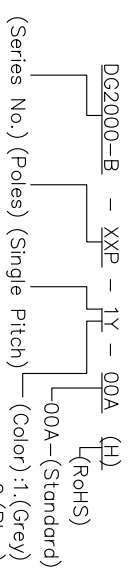
PCB LAYOUT

REVISION RECORD			
REV	ECN	DESCRIPTION	DRFT DATE

- NOTE1:
UL Standard
1. Rated voltage/current : 600V / 75A
2. Torque value : M6 , 22.15lb.in
3. Wire range : 26~4AWG
- NOTE2:
1. Dimension shall be interpreted per ASME Y14.5-2009
2. Pitch : 20.0mm, Poles : N=02~12P
3. Withstanding voltage : AC2200V/1Min
4. Operating temperature: -30C~+120C
5. Undimensioned tolerances:

Pitch range in mm	Nominal dimension range		Tolerance
	min	in	
Over 6	Over 6	Over 6	0.1/10
To 10	To 10	To 10	<
Over 10	Over 10	Over 10	<
To 24	To 24	To 24	<
Over 30	Over 30	Over 30	<
To 60	To 60	To 60	<
Over 100	Over 100	Over 100	<
To 150	To 150	To 150	<
Over 150	Over 150	Over 150	<
To 100 ft. 30	To 100 ft. 30	To 100 ft. 30	±2°

6. RoHS Compliance



- (Series No.) (Poles) (Single Pitch) (Color) : 1. (Grey)
2. (Blue)
3. (Black)
4. (Green)
5. (Orange)
6. (Red)
7. (Transparent)
8. (Yellow)
9. (White)

DETACHED LISTS			
PART NO.:	/	NAME:	DEGSON® NINGBO DEGSON ELECTRICAL CO., LTD 宁波高松电子有限公司
APPD:	/	TITLE:	CUSTOMER DRAWING
CHKD:	/	DRAWING NO.:	/
DRFT:	/	REV	DO
THIRD ANGLE PROJECTION		SHEET	1/1
		SCALE	1:1