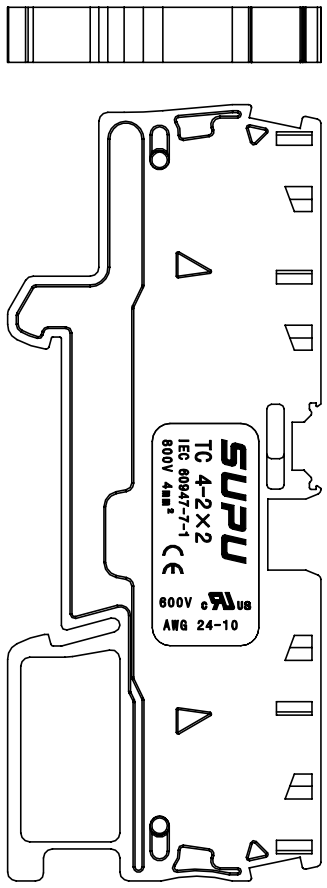
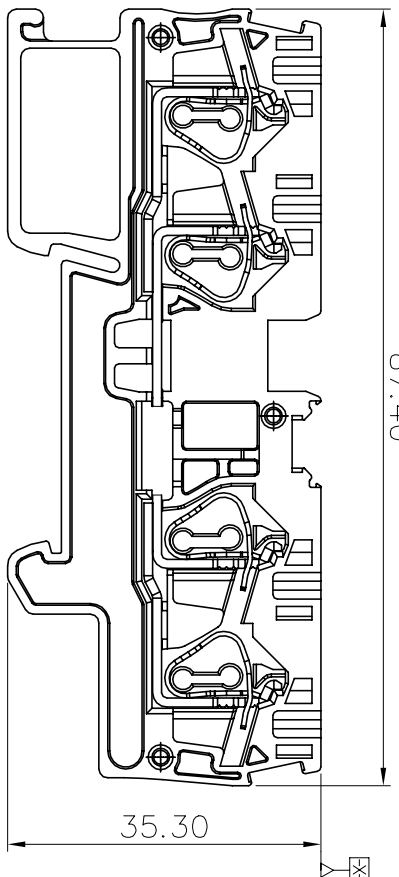
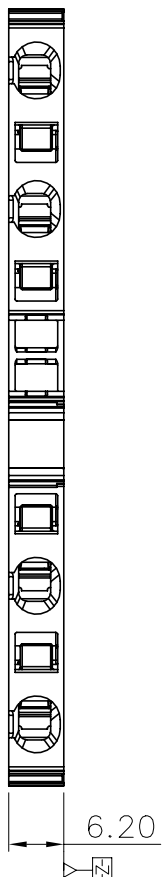


| REVISION RECORD | | | |
|-----------------|-----|-------------|------|
| REV | ECN | DESCRIPTION | DATE |
| | | | |

Transmittal, reproduction, dissemination and/or editing of this document as well as utilization of its contents and communication thereof to others without express authorization are prohibited.

未经允许禁止传输、复制、编辑该文档，以及利用其内容进行交流



- Connection method:
1. For Solid wire, peeling wire in right length, push down spring to clasp the wire.
 2. For stranded wire, connect directly after peeling in right length, or wire furred and fix in by pushing the spring.

NOTES:
 UL/CUL Standard
 1. Conductor cross section : 24~10AWG
 2. Rated Voltage/Current :

| | | | |
|------------------|-----|-----|---|
| Use group | B | C | D |
| Rated voltage(V) | 600 | 600 | |
| Rated current(A) | 30 | 30 | |

EC Standard
 1. Conductor cross section :

| | |
|--|----------------------|
| Wire range(Solid/Stranded) | 0.2-4mm ² |
| Solid | 0.2-6mm ² |
| Stranded | 0.2-4mm ² |
| Stranded with ferrules | 0.2-4mm ² |
| Stranded with ferrules with plastic sleeve | 0.2-4mm ² |

2. Rated Voltage/Current :

| | |
|-------------------------|-----|
| Surge voltage category | III |
| Pollution degree | 3 |
| Rated surge voltage(KV) | 8 |
| Rated voltage(V) | 800 |
| Rated current(A) | 32 |

Material:

| | | |
|-----------|-----------------|-----------|
| Insulator | P66 | UL94 V-0 |
| Conductor | Copper alloy | Sn plated |
| Spring | Stainless steel | |

General information:
 1. Dimension shall be interpreted per ASME Y14.5-2009
 2. Stripping length : 10mm
 3. Operating temperature: -40°C~+105°C
 4. RoHS Compliance
 5. Undimensioned Tolerances:

| Pitch Range | mm | Over | mm | Over | mm | Over | mm | Over | mm | Over | mm | Over | mm |
|-------------|-----|------|-----|------|-----|------|-----|------|-----|------|-----|------|-----|
| 6 | 10 | 6 | 10 | 10 | 10 | 10 | 10 | 10 | 10 | 10 | 10 | 10 | 10 |
| 10 | 15 | 10 | 15 | 15 | 15 | 15 | 15 | 15 | 15 | 15 | 15 | 15 | 15 |
| 15 | 20 | 15 | 20 | 20 | 20 | 20 | 20 | 20 | 20 | 20 | 20 | 20 | 20 |
| 20 | 25 | 20 | 25 | 25 | 25 | 25 | 25 | 25 | 25 | 25 | 25 | 25 | 25 |
| 25 | 30 | 25 | 30 | 30 | 30 | 30 | 30 | 30 | 30 | 30 | 30 | 30 | 30 |
| 30 | 35 | 30 | 35 | 35 | 35 | 35 | 35 | 35 | 35 | 35 | 35 | 35 | 35 |
| 35 | 40 | 35 | 40 | 40 | 40 | 40 | 40 | 40 | 40 | 40 | 40 | 40 | 40 |
| 40 | 45 | 40 | 45 | 45 | 45 | 45 | 45 | 45 | 45 | 45 | 45 | 45 | 45 |
| 45 | 50 | 45 | 50 | 50 | 50 | 50 | 50 | 50 | 50 | 50 | 50 | 50 | 50 |
| 50 | 55 | 50 | 55 | 55 | 55 | 55 | 55 | 55 | 55 | 55 | 55 | 55 | 55 |
| 55 | 60 | 55 | 60 | 60 | 60 | 60 | 60 | 60 | 60 | 60 | 60 | 60 | 60 |
| 60 | 65 | 60 | 65 | 65 | 65 | 65 | 65 | 65 | 65 | 65 | 65 | 65 | 65 |
| 65 | 70 | 65 | 70 | 70 | 70 | 70 | 70 | 70 | 70 | 70 | 70 | 70 | 70 |
| 70 | 75 | 70 | 75 | 75 | 75 | 75 | 75 | 75 | 75 | 75 | 75 | 75 | 75 |
| 75 | 80 | 75 | 80 | 80 | 80 | 80 | 80 | 80 | 80 | 80 | 80 | 80 | 80 |
| 80 | 85 | 80 | 85 | 85 | 85 | 85 | 85 | 85 | 85 | 85 | 85 | 85 | 85 |
| 85 | 90 | 85 | 90 | 90 | 90 | 90 | 90 | 90 | 90 | 90 | 90 | 90 | 90 |
| 90 | 95 | 90 | 95 | 95 | 95 | 95 | 95 | 95 | 95 | 95 | 95 | 95 | 95 |
| 95 | 100 | 95 | 100 | 100 | 100 | 100 | 100 | 100 | 100 | 100 | 100 | 100 | 100 |

HOW TO ORDER:

TC4-2X2-XX
 Sereses No. Color:
 GY: Grey
 BU: Blue
 OG: Orange

| | | | | | |
|------------------|-----------------|-------------------|--|------------------------|---------------|
| 订货号 Order No. | TC4-2X2-XX | 名称 Name | TC系列笼式弹簧 4mm ² 2X2分断 接线端子 | 公差 Tolerances | 表面 Surface |
| 项目 Item | 签字 Signature | 图号 Drawing No. | PRM000892 | 版本号 Revision Number | VDI21 |
| 设计 Design | 日期 Date | 材料 Material | Notes | 重量 Weight | 比例 Scale |
| 审核 Check | 01/06/20" | 工艺 Process | 411504201 | 第1页/共1页 1 of 1 | 1:1 |
| 工艺 Check | - | 标准化 Unity | 411504202 | 物料号 Item No. | mm |
| 批准 Approve | 1w1 | 批准 Approve | 01/06/20" | 411504203 | mm |

SUPU 宁波舜普电子有限公司
 NINGBO SUPU ELECTRONICS CO.,LTD.