



TRG1

SPECIFICATION

FILE NUMBER: P-08KB101A

DATE: 2001/11/02



■ Features

- 10A switching capability
- SPST-NO & SPDP configuration
- Standard PC layout
- Sealed type available

■ CONTACT DATA

Contact Form	1A/1C	
Contact Material	AgCdO	AgSnO
Contact Ratings	1A:10A/120VAC 5A/240VAC/30VDC 1A-L,1C:3A 240VAC/30VDC	
Max Switching Voltage	250VAC/30VDC	
Max Switching Current	10A	
Max Switching Power	1200VA/150W	
Contact Resistance	100M Ω max	at 6VDC 1A
Life Expectancy Electrical	100,000	Operations(at30Operations/minute)
Machanical	10,000,000	Operations

■ GENERAL DATA

Insulation Resistance	100M Ω Min at 500VDC	
Dielectric Strength Between Open Contacts	750VAC(for one minute)	
Between Contacts and coil	2500VAC(for one minute)	
Operate Time	8ms	
Release Time	5ms	
Temperature Range	-40°C to+70°C	
Shock Resistance	Operating Extremes	10G
	Damage Limits	100G
Vibration Resistance	10-55Hz,1.5mm	
Humidity	40-85%	
Weight	Approx 6g	
Safety Standard	UL: E173485, CH0062183-2001	

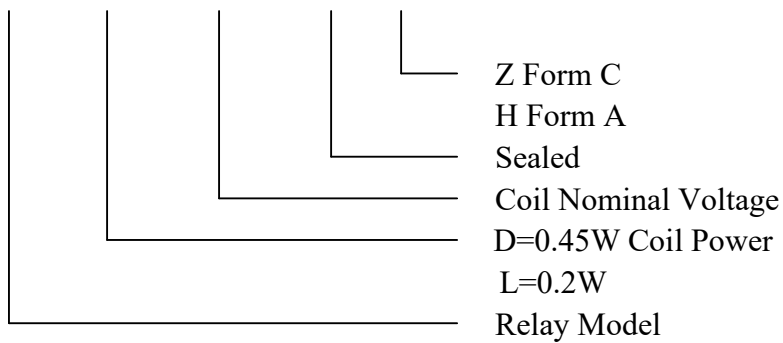


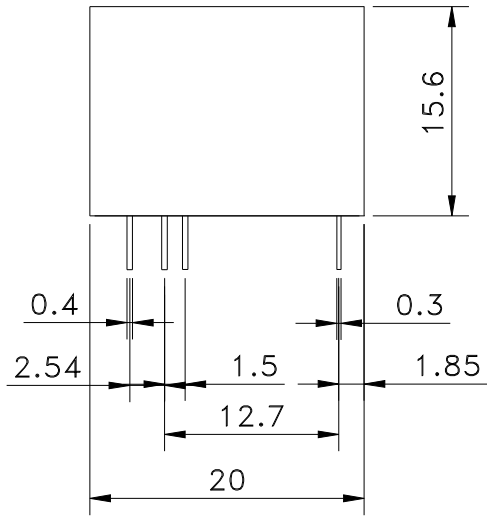
■ COIL DATA

Nominal Voltage (VDC)	Coil Resistance at 20±10%(Ω)		Max Operate Voltage VDC	Min Release Voltage VDC	Max Applicable Voltage VDC
	0.2W	0.45W			
3	45	20	2.25	0.3	3.9
5	125	56	3.75	0.5	6.5
6	180	80	4.5	0.6	7.8
9	405	180	6.75	0.9	11.7
12	720	320	9	1.2	15.6
24	2880	1280	18	2.4	31.2
48		5100±15%	36	4.8	62.4

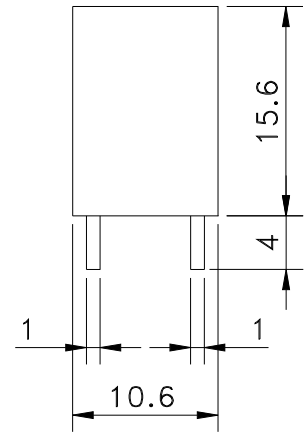
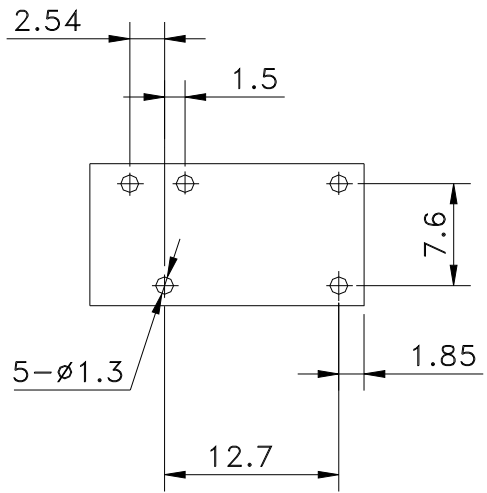
■ ORDERING CODE

TRG1 D--12VDC--S--Z

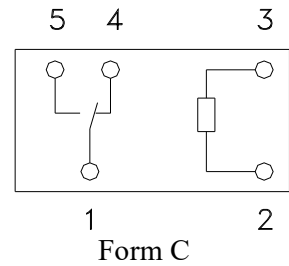




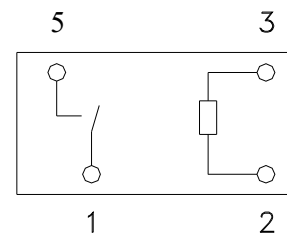
Dimensions



Terminal Arrangement/
Internal Connections
(Bottom view)



Form C



Form A