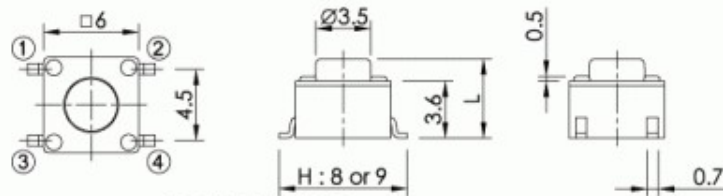


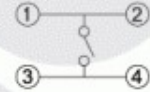
SMD, DIP Type Tact Switches

IT-1102W~1102WA



Rating : 50mA 12V DC.
 Travel : 0.25±0.15 mm.
 Contact resistance : 100mΩ Max.
 Operating force : 100, 130, 160,
 250±50g.
 Life : 100,000 Cycles Min.

CIRCUIT DIAGRAM

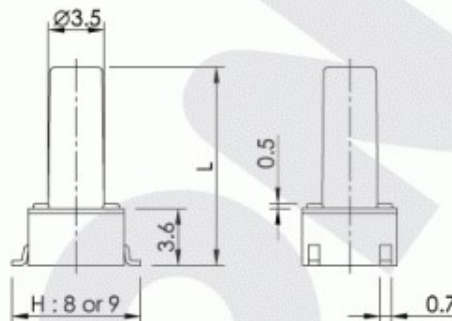


IT-1102WXXX

STEM(L)	Packing
□ 4.3	1,000pcs/reel
A 5.0	1,000pcs/reel
R 6.0	700pcs/reel
B 7.0	700pcs/reel
E 7.3 x ∅3.4	700pcs/reel
EL 7.5	700pcs/reel
C 8.0	600pcs/reel
Z 8.5	600pcs/reel
DS 9.0	500pcs/reel
D 9.5	500pcs/reel
DL 10.0	500pcs/reel
Q 11.0	400pcs/reel
F 12.5	250pcs/reel
K 13.0	250pcs/reel
G 13.5	300pcs/reel
J 16.0	
I 17.0	

TER' LENGTH(H)	
8	8.0
9	9.0

IT-1102WB~1102WQ



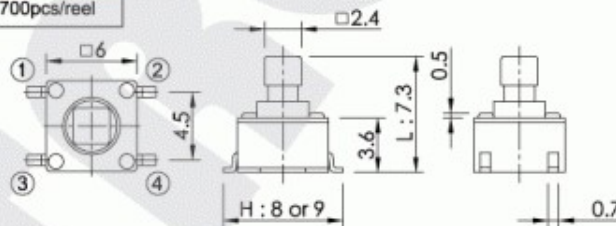
IT-1102WF~1102WI



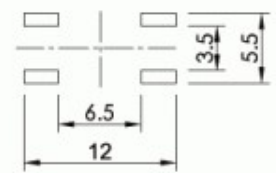
IT-1102WT



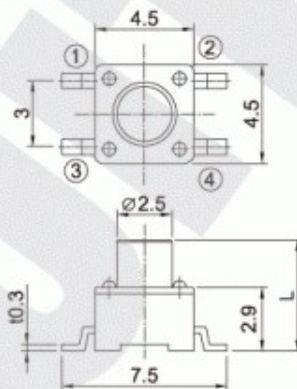
STEM(L)	Packing
T 7.3 x □2.4	700pcs/reel



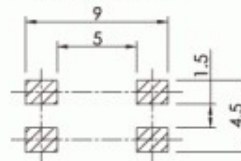
P.C.B. LAYOUT



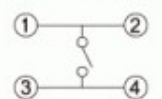
□4.5



P.C.B. LAYOUT



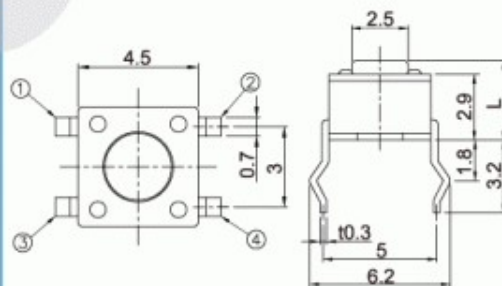
CIRCUIT DIAGRAM



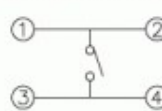
MODEL NO.	STEM(L)
IT-1109S	3.8
IT-1109SA	7.0

Rating : 50mA 12V DC.
 Travel : 0.25±0.1mm.
 Contact resistance : 100mΩ Max.
 Operating force : 160, 250±50g.
 Life : 50,000 Cycles Min.
 Packing: 2,000pcs/reel.

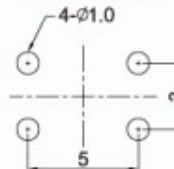
□4.5



CIRCUIT DIAGRAM



P.C.B. LAYOUT



MODEL NO.	STEM(L)
IT-1109	3.8
IT-1109A	7.0

Rating : 50mA 12V DC.
 Travel : 0.25±0.1mm.
 Contact resistance : 100mΩ Max.
 Operating force : 160±30g,
 250±50g.
 Life : 160g : 50,000 Cycles Min.
 250g,500g: 30,000 Cycles Min.