


SPECIFICATION

APPROVAL SHEET



CUSTOMER:
PRODUCTS: LA series - DC capacitor
CATEGORY: 100µF 1100Vdc
ORDERING CODE: 107J112D51402
CUSTOMER CODE:
DATE: Oct. 20th, 2022 (Ver 0)

承認印/APPROVAL STAMP			
供方 /VENDER		客戶 /CUSTOMER	
Design	Audit		
SW.L Oct. 20 th	WQ.J Oct. 20 th		

Specification Revisions:

Revision Level	Revision Change	Date	Initials

CABO ELECTRONICS(FOSHAN) LIMITED

TEL: 86-757-8879 3288 FAX: 86-757-8619 7918

info@cabonix.com www.cabonix.com

A Hi-Reliability capacitor brand of China

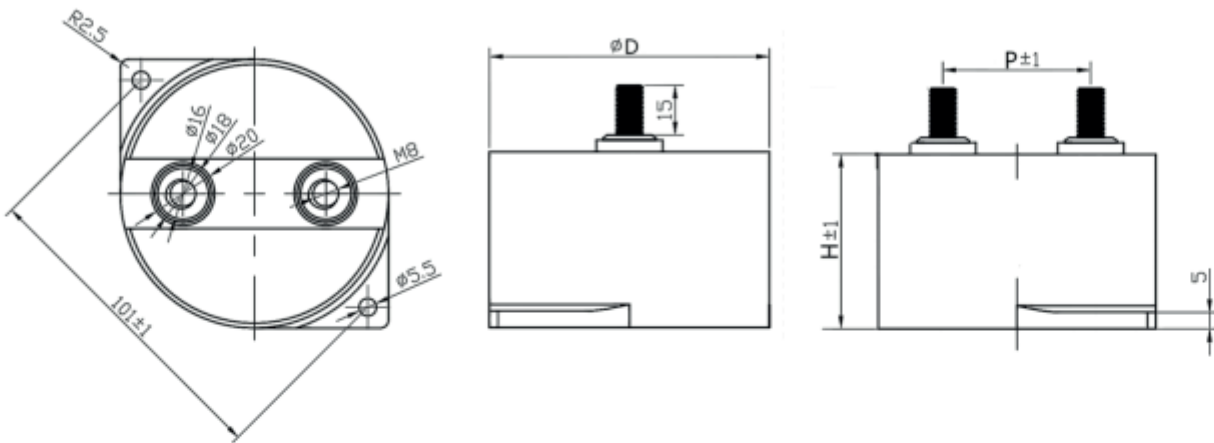
Failure Rate ≤50FIT | 100% Tested Before Delivery



技術圖紙請勿外傳！該產品引用了多項自主技術專利，CABO保留追究一切技術圖紙外流導致損失的權利。
 Confidential and invention patents are contained in CABO solution, disclosure or distribution of this specification is prohibited.

LA series - DC Capacitors

100 μ F 1100Vdc Ordering code:107J112D51402



Diameter (Φ D)	Height (H)	Pitch (P)
85	65	45

Dimensions in mm, unspecified dimensions tolerance ± 1 mm

LA series are plastic shell capacitor with PU and epoxy resin sealed. With very low inductance and heavy current. Special designed for dc link and filtering application. Can be used into VFD, solar inverter, power supply etc.

技術參數 Technical specification

Electrical Characteristics	
Capacitance (C_n)	100 μ F
Capacitance tolerance	$\pm 5\%$ (J)
Rated voltage (U_n)	1100Vdc
Over-load operating	1.1 U_n ($\leq 30\%$ of on-load time)
Max current (I_{max})	85A
Peak current (I_p)	1700A $dv/dt > 10V/\mu s$
Dissipation factor	$\tan \theta \leq 0.0015$ @100Hz
ESR	$\leq 3.0m\Omega$ @10kHz
ESL	$\leq 35nH$
Insulation Resistance (R_i)	$R_i \times C \geq 10000s$
Operating Temperature (T_w)	-40~+105 $^{\circ}C^*$
Storage Temperature (T_s)	-40~85 $^{\circ}C$
Work life	>100,000 hours ($\theta_{h.s}$)
Humidity (RH)	0~95%
Altitude	<4000m
Protection level	P0

肯博電子(佛山)有限公司

CABO Electronics (Foshan) Ltd.

Tel// +86 757 8879 3288

Fax//+86 757 8619 7918

www.CABONIX.com

VER 0



SPECIFICATION

承認書

CABONIX

Mechanical and test parameters		
Test voltage - terminals (U_{tt})		1650Vdc 60s
Test voltage - terminal/case (U_{tc})		3000Vac 10s
Enclosure material		Flame retardant plastic shell
Electrode terminals		2*M8 bolts
Cooling mode		Nature cooling
Fire resistance		UL 94 V-0
Max torque on terminals		6 N.M

* +85°C to +105°C decreasing factor 1.5% per °C for U_n (dc)

引用標準 Reference standard

IEC61071-1/2 , IEC60664-1:2007 , JB/T8168-1999 , UL810 , UL94

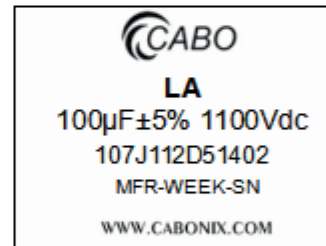
包裝與運輸 Packing and shipment

The capacitors are packed into a cardboard box, any kinds of shipment are permitted. But the sprinkle of rain or snow and mechanical damage must be avoided.

標識 Marking

The capacitor is marked by laser print or stamp or adhesive label, With following information:

1. Rated capacitance value(100 μ F)
2. Rated voltage(1100Vdc)
3. Tolerance on rated capacitance(J: $\pm 5\%$)
4. Part number(Code for ordering 107J112D51402)
5. Trace code and serial number(MFR-WEEK-SN)



提醒和警示 Cautions and Warnings

- (1) The capacitor have not discharge resistors between terminals,so the energy stocked in the capacitor may be lethal,before handle capacitors please discharge through resistor, short-circuit the capacitor is not permit.
- (2) Check thickness of the connections/terminals periodically.
- (3) Do not use or store capacitors in corrosive atmosphere,especially where chloride gas,sulfide gas,acid,alkali,salt or the like are present.In the dusty environment regular maintenance and cleaning especially of the terminals is required to avoid conductive path between phases.
- (4) All the data measured at Room Temperature(R.T. 23 $\pm 8^\circ$ C) unless otherwise specified.
- (5) CABO is not responsible for any damages,which are caused by the improper installation and application.Before using the capacitor in any application please read carefully this technical data-sheet.
- (6) Specifications are subject to change without prior notice.Dont hesitate to contact us for any doubts and more detail information.

