

SEMITRANS® 2

Trench IGBT Modules

SKM195GB066D

Features


- Homogeneous Si
- Trench = Trenchgate technology
- $V_{CE(sat)}$ with positive temperature coefficient
- High short circuit capability, self limiting to $6 \times I_C$

Typical Applications*

- AC inverter drives
- UPS
- Electronic welders

Remarks


- Case temperature limited to $T_c = 125^\circ\text{C}$ max., product rel. results valid for $T_j \leq 150^\circ\text{C}$
- SC data: Use of soft R_G necessary!
- Take care of over-voltage caused by stray induct.



GB

Absolute Maximum Ratings		$T_{case} = 25^\circ\text{C}$, unless otherwise specified		
Symbol	Conditions	Values	Units	
IGBT				
V_{CES}	$T_j = 25^\circ\text{C}$	600	V	
I_C	$T_j = 175^\circ\text{C}$	$T_c = 25^\circ\text{C}$	265	A
		$T_c = 80^\circ\text{C}$	200	A
I_{CRM}	$I_{CRM} = 2 \times I_{Cnom}$	400	A	
V_{GES}		± 20	V	
t_{psc}	$V_{CC} = 360\text{ V}; V_{GE} \leq 15\text{ V}; T_j = 150^\circ\text{C}$ $V_{CES} < 600\text{ V}$	6	μs	
Inverse Diode				
I_F	$T_j = 175^\circ\text{C}$	$T_c = 25^\circ\text{C}$	200	A
		$T_c = 80^\circ\text{C}$	130	A
I_{FRM}	$I_{FRM} = 2 \times I_{Fnom}$	400	A	
I_{FSM}	$t_p = 10\text{ ms}; \text{sin.}$	$T_j = 175^\circ\text{C}$	1400	A
Module				
$I_{t(RMS)}$		200	A	
T_{vj}		- 40 ... + 175	$^\circ\text{C}$	
T_{stg}		- 40 ... + 125	$^\circ\text{C}$	
V_{isol}	AC, 1 min.	4000	V	

Characteristics		$T_{case} = 25^\circ\text{C}$, unless otherwise specified			
Symbol	Conditions	min.	typ.	max.	Units
IGBT					
$V_{GE(th)}$	$V_{GE} = V_{CE}, I_C = 3,2\text{ mA}$	5	5,8	6,5	V
I_{CES}	$V_{GE} = 0\text{ V}, V_{CE} = V_{CES}$	$T_j = 25^\circ\text{C}$	0,13	0,38	mA
			$T_j = 150^\circ\text{C}$	0,85	
V_{CE0}		$T_j = 25^\circ\text{C}$	0,9	1	V
			$T_j = 150^\circ\text{C}$	0,85	0,9
r_{CE}	$V_{GE} = 15\text{ V}$	$T_j = 25^\circ\text{C}$	2,8	4,5	$\text{m}\Omega$
		$T_j = 150^\circ\text{C}$	4,3	6	$\text{m}\Omega$
$V_{CE(sat)}$	$I_{Cnom} = 200\text{ A}, V_{GE} = 15\text{ V}$	$T_j = 25^\circ\text{C}_{chiplev.}$	1,45	1,9	V
		$T_j = 150^\circ\text{C}_{chiplev.}$	1,7	2,1	V
C_{res}	$V_{CE} = 25, V_{GE} = 0\text{ V}$	$f = 1\text{ MHz}$	12,3		nF
C_{oes}			0,77		nF
C_{res}			0,37		nF
Q_G	$V_{GE} = -8\text{V}...+15\text{V}$		1500		nC
R_{Gint}	$T_j = ^\circ\text{C}$		2		Ω
$t_{d(on)}$	$R_{Gon} = 3\ \Omega$	$V_{CC} = 300\text{V}$ $I_C = 200\text{A}$	160		ns
t_r			68		ns
E_{on}	$R_{Goff} = 3\ \Omega$	$T_j = 150^\circ\text{C}$ $V_{GE} = -8\text{V}/+15\text{V}$	14		mJ
$t_{d(off)}$			520		ns
t_f			49		ns
E_{off}			8		mJ
$R_{th(j-c)}$	per IGBT			0,22	K/W



SEMITRANS® 2

Trench IGBT Modules

SKM195GB066D

Features


- Homogeneous Si
- Trench = Trenchgate technology
- $V_{CE(sat)}$ with positive temperature coefficient
- High short circuit capability, self limiting to $6 \times I_C$

Typical Applications*

- AC inverter drives
- UPS
- Electronic welders

Remarks

- Case temperature limited to $T_c = 125^\circ\text{C}$ max., product rel. results valid for $T_j \leq 150^\circ\text{C}$
- SC data: Use of soft R_G necessary!
- Take care of over-voltage caused by stray induct.




GB

Characteristics					
Symbol	Conditions	min.	typ.	max.	Units
Inverse Diode					
$V_F = V_{EC}$	$I_{Fnom} = 200 \text{ A}; V_{GE} = 0 \text{ V}$		1,4	1,6	V
V_{F0}			0,95	1	V
r_F			2,3	3	mΩ
I_{RRM}	$I_F = 200 \text{ A}$		100		A
Q_{rr}	$di/dt = 2000 \text{ A}/\mu\text{s}$		30		μC
E_{rr}	$V_{GE} = -8 \text{ V}; V_{CC} = 300 \text{ V}$		5,6		mJ
$R_{th(j-c)D}$	per diode			0,4	K/W
Module					
L_{CE}				30	nH
R_{CC+EE}	res., terminal-chip	$T_{case} = 25^\circ\text{C}$	0,75		mΩ
		$T_{case} = 125^\circ\text{C}$	1		mΩ
$R_{th(c-s)}$	per module			0,05	K/W
M_s	to heat sink M6		3	5	Nm
M_t	to terminals M5		2,5	5	Nm
w				150	g

This is an electrostatic discharge sensitive device (ESDS), international standard IEC 60747-1, Chapter IX.

* The specifications of our components may not be considered as an assurance of component characteristics. Components have to be tested for the respective application. Adjustments may be necessary. The use of SEMIKRON products in life support appliances and systems is subject to prior specification and written approval by SEMIKRON. We therefore strongly recommend prior consultation of our staff.



SEMITRANS® 2

Trench IGBT Modules

SKM195GB066D

Features


- Homogeneous Si
- Trench = Trenchgate technology
- $V_{CE(sat)}$ with positive temperature coefficient
- High short circuit capability, self limiting to $6 \times I_C$

Typical Applications*

- AC inverter drives
- UPS
- Electronic welders

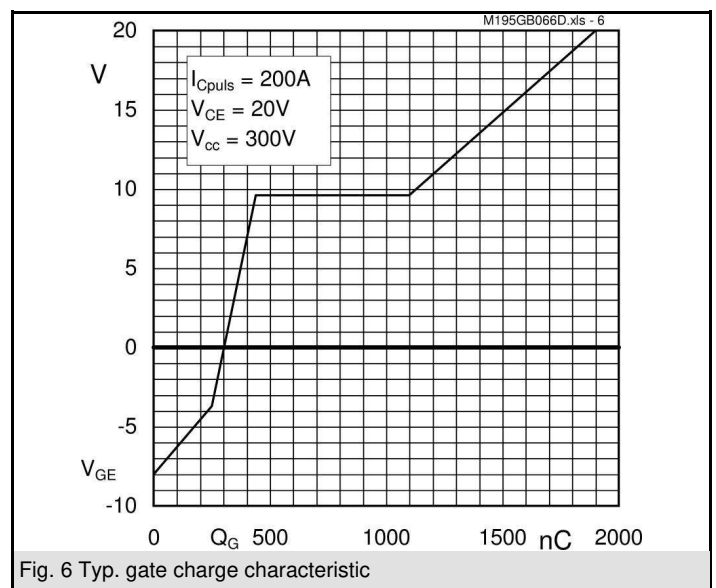
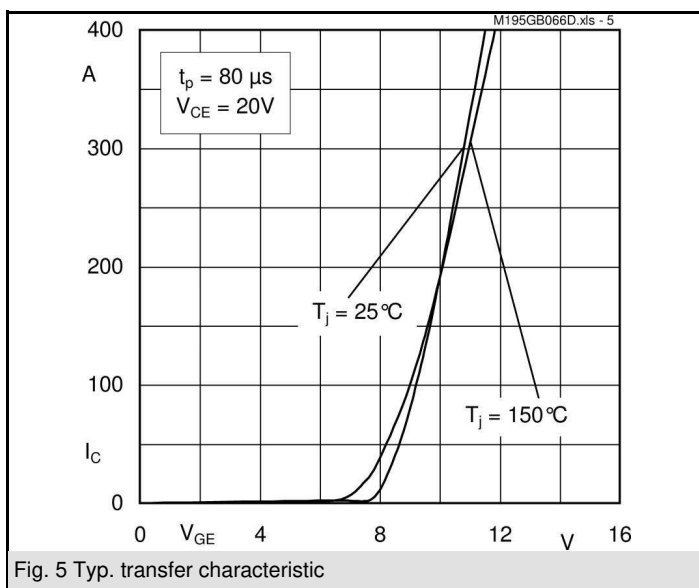
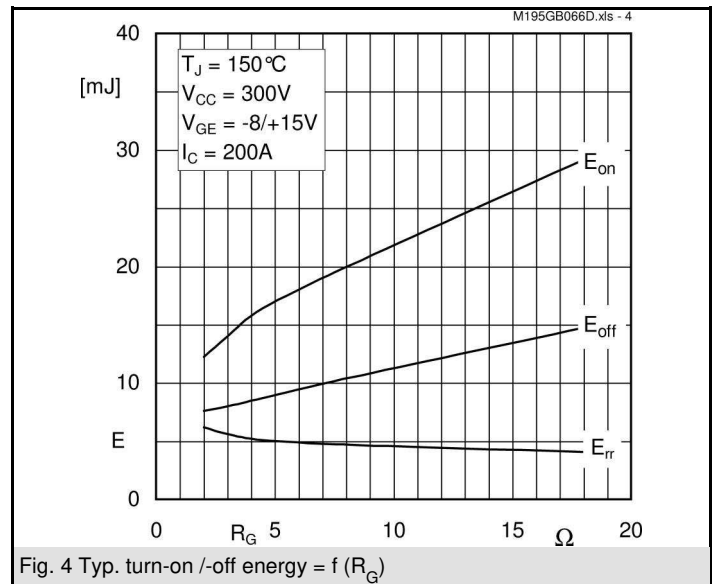
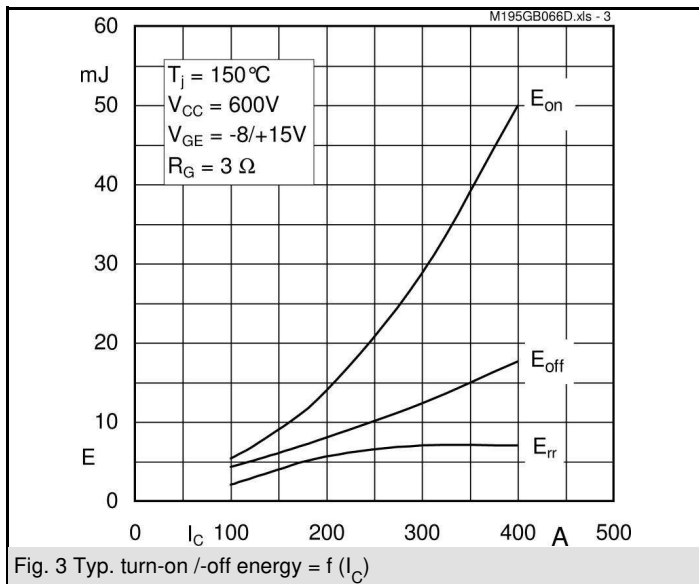
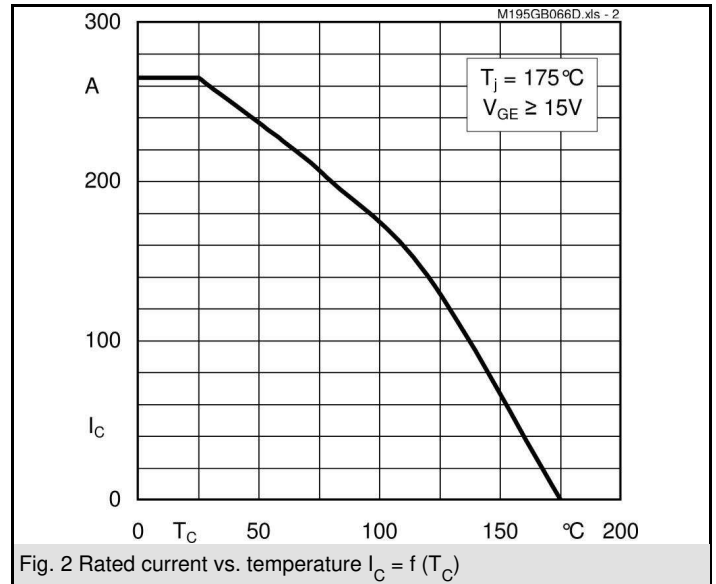
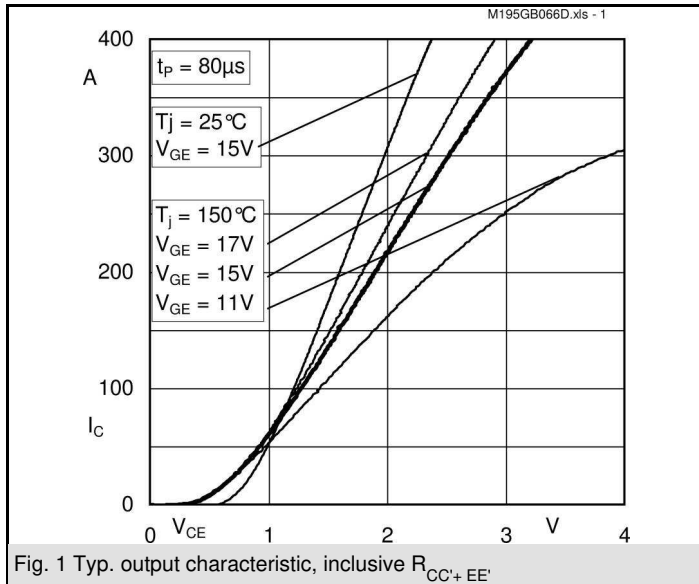
Remarks

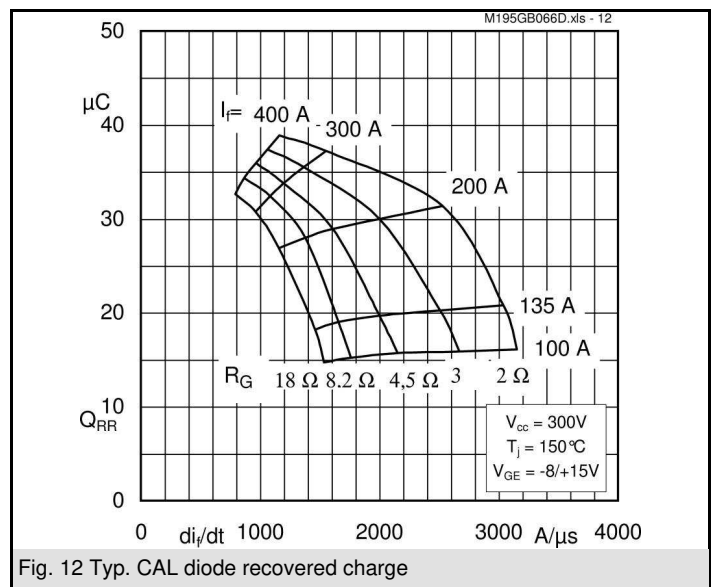
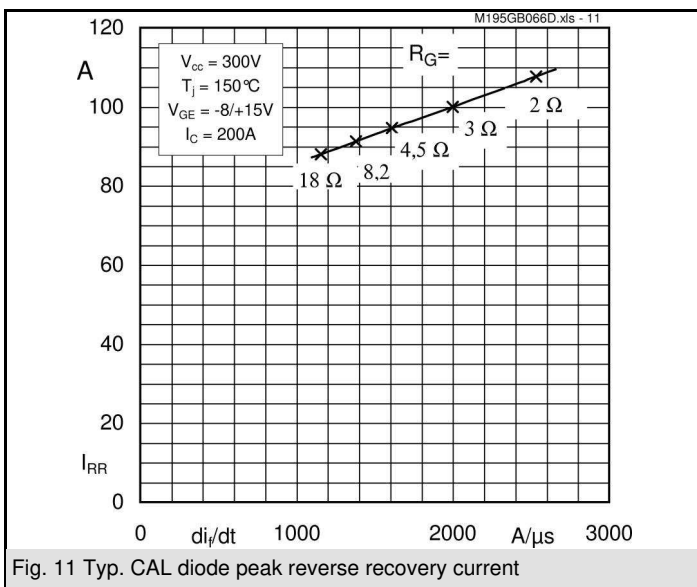
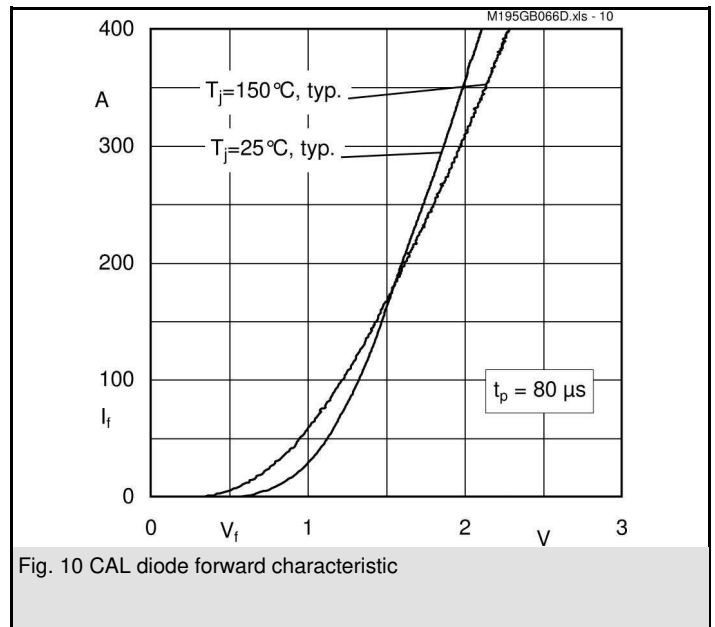
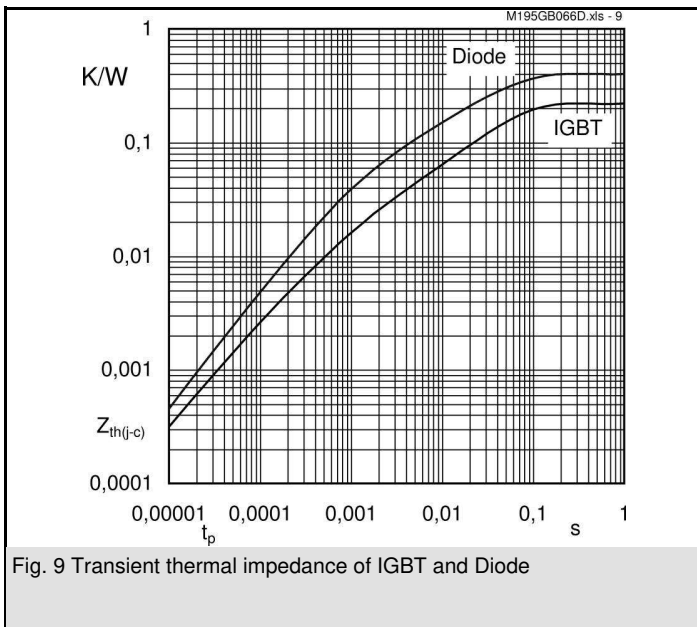
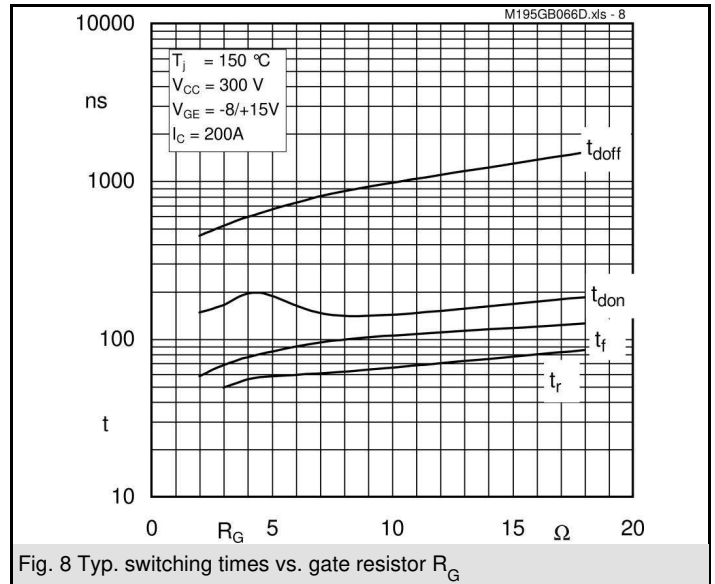
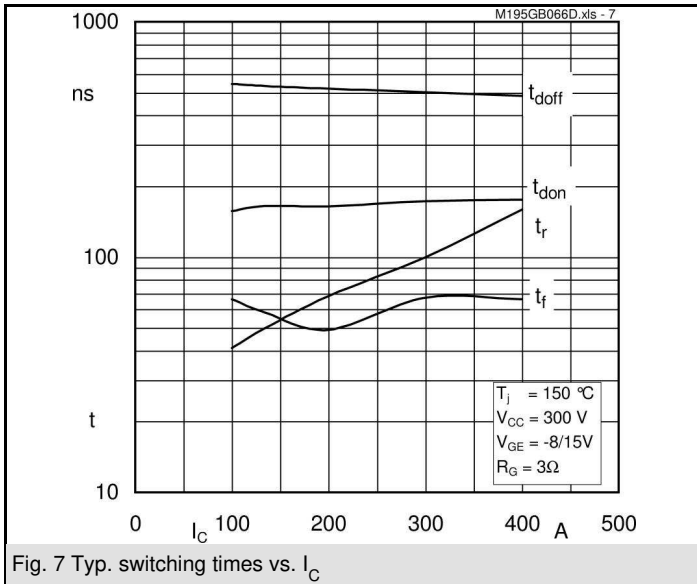
- Case temperature limited to $T_c = 125^\circ\text{C}$ max., product rel. results valid for $T_j \leq 150^\circ\text{C}$
- SC data: Use of soft R_G necessary!
- Take care of over-voltage caused by stray induct.



GB

Z_{th}			
Symbol	Conditions	Values	Units
$Z_{th(j-c)I}$			
$R_{\theta j-c}$	$i = 1$	160	mk/W
$R_{\theta j-c}$	$i = 2$	41	mk/W
$R_{\theta j-c}$	$i = 3$	16	mk/W
$R_{\theta j-c}$	$i = 4$	3	mk/W
$\tau_{\theta j-c}$	$i = 1$	0,0276	s
$\tau_{\theta j-c}$	$i = 2$	0,0406	s
$\tau_{\theta j-c}$	$i = 3$	0,001	s
$\tau_{\theta j-c}$	$i = 4$	0,0011	s
$Z_{th(j-c)D}$			
$R_{\theta j-c}$	$i = 1$	250	mk/W
$R_{\theta j-c}$	$i = 2$	110	mk/W
$R_{\theta j-c}$	$i = 3$	35	mk/W
$R_{\theta j-c}$	$i = 4$	5	mk/W
$\tau_{\theta j-c}$	$i = 1$	0,054	s
$\tau_{\theta j-c}$	$i = 2$	0,012	s
$\tau_{\theta j-c}$	$i = 3$	0,0015	s
$\tau_{\theta j-c}$	$i = 4$	0,0007	s

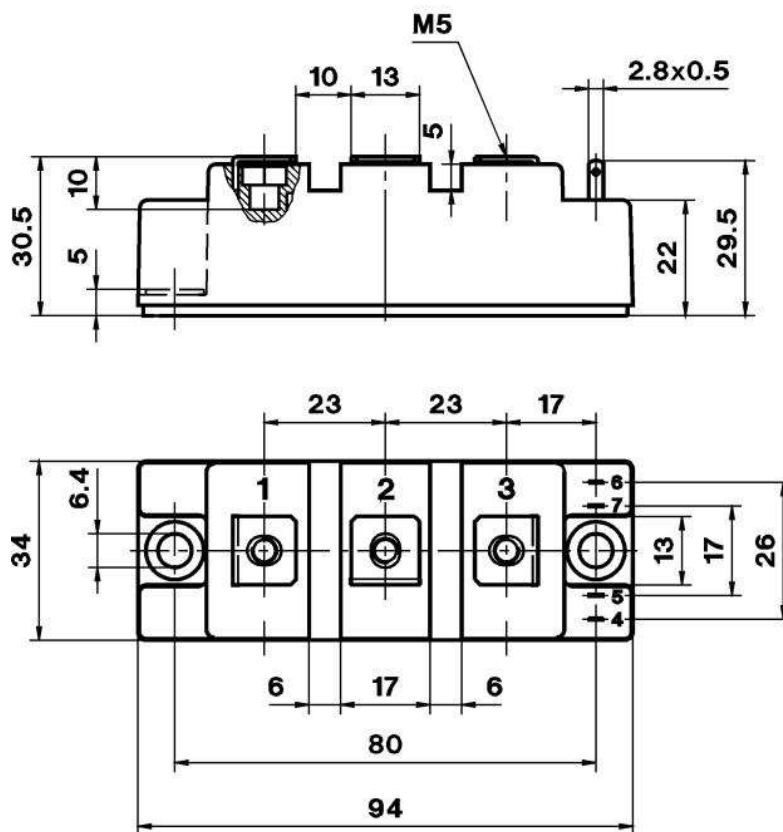




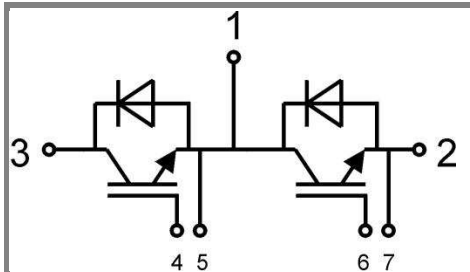
SKM 195GB066D

UL recognized, file no. E 63 532

CASED61



Case D 61



GB

Case D 61