

The information provided herein is from CONNELY Electronic Co., Ltd. and is confidential. Any disclosure to a party other than the recipient is prohibited. The intellectual properties and its rights contained herein, including but not limited to, trademarks, patents, copyrights, trade secrets, and technical know-how, are owned exclusively by CONNELY or its affiliates. Unauthorized use or reproduction of any part of this document is strictly prohibited. CONNELY may enforce its intellectual property rights at its own discretion, failures or delays to exercise such rights does not constitute a waiver of such rights.

Dept	Qty
DC	1
ED	1
IE	1
ISO	1
PD	1
R&D	1
SD	1
QA	1
QC	1
QE	1

QA	1
QC	1
QE	1

QA	1
QC	1
QE	1

QA	1
QC	1
QE	1

QA	1
QC	1
QE	1

QA	1
QC	1
QE	1

QA	1
QC	1
QE	1

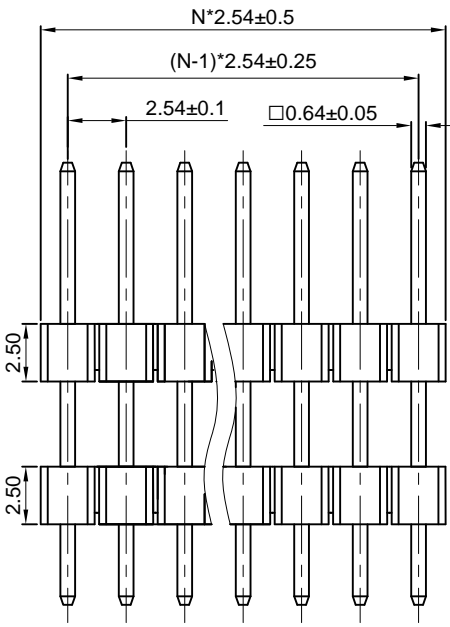
QA	1
QC	1
QE	1

QA	1
QC	1
QE	1

QA	1
QC	1
QE	1

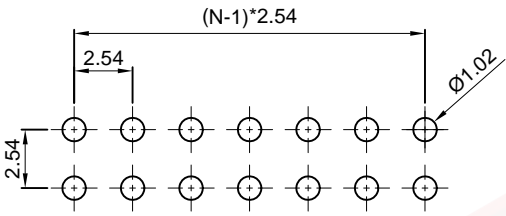
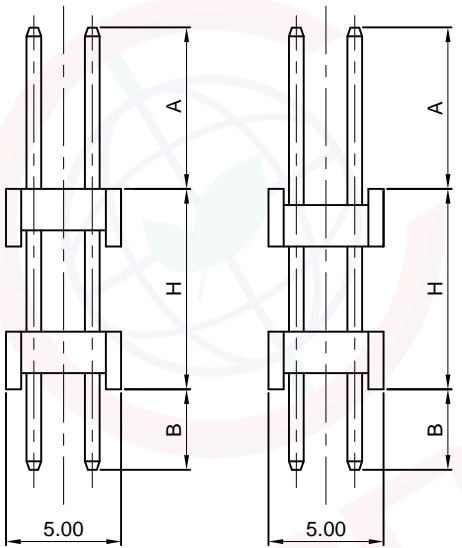
QA	1
QC	1
QE	1

N=Number Of Contacts/2



V1 type

V2 type



Recommend PCB Layout  
(Tolerance:±0.05)



(Series Image-Reference Only)

REV.	DESCRIPTION	DRAWN	CHECKED	APPROVED
A	NEW RELEASE	LJH 09/22/05'		LJC 09/22/05'
F	DRAWING UPDATE	JLZ 05/05/20'		

Notes:

- Electrical Characteristics:
  - Contact Resistance: 20mΩ Max.
  - Dielectric Withstanding Voltage: 600V AC(rms) For 1 Minute.
  - Insulation Resistance: 1000MΩ Min.
  - Current Rating:3A.
- Environment Characteristics:
  - Temperature: -40°C~+105°C.
- Materials:
  - Contact Material: Copper Alloy.
  - Contact Plating: Gold Plating Over Nickel.
  - Insulator Materials: PBT,Black,UL94-V0.
- Product Number Code:

DS1029-04 - X X X X X X X - X

- Plating Level
- 3A: Level 3A B: Level B
- N: Level N
- Dim. A B H Type
- 1: Type 1
- 2: Type 2
- or -A\* \*-B\* \*-H\* \*
- Bend type
- A: V1 type
- B: V2 type
- Mounting type
- V: V/T type
- Housing color
- B: Black
- Contact Plating
- 8: Full Gold Flash
- Connector type
- P: Plug
- No. Of Contacts
- 2x2~2x40

GENERAL TOLERANCE		ANGLE TOLERANCE	
X.	±0.60	X.	±5°
.X	±0.38	.X	±3°
.XX	±0.25	.XX	±2°
DRAWING TYPE		CUSTOMER	
SCALE	1:1	SHEET	1 OF 2
DRAWING NO.	C-DS1029-04-XXXXXX-X-F		

PROJECTION		TITLE	2.54mm Pin Header V/T Type
UNITS	mm	Double Row Board Spacers Type	
SHEET SIZE	A4	SERIES	DS1029-04 SERIES

晨翔电子有限公司  
CONNFLY ELECTRONIC CO. LTD

The information provided herein is from CONNPLY Electronic Co., Ltd. and is confidential. Any disclosure to a party other than the recipient is prohibited. The intellectual properties and its rights contained herein, including but not limited to, trademarks, patents, copyrights, trade secrets, and technical know-how, are owned exclusively by CONNPLY or its affiliates. Unauthorized use or reproduction of any part of this document is strictly prohibited. CONNPLY may enforce its intellectual property rights at its own discretion, failures or delays in exercising such rights does not constitute a waiver of such rights.

REV.	DESCRIPTION	DRAWN	CHECKED	APPROVED
A	NEW RELEASE	LJH 09/22/05'		LJC 09/22/05'
F	DRAWING UPDATE	JLZ 05/05/20'		

A/B/H:Customer Length Available

TABLE A:

TYPE	Dimension		
	A	H	B
1	18.60	10.40	3.00
2	5.80	14.85	2.85
3	6.00	15.00	3.00
4	10.40	12.60	3.50
5	6.40	10.40	3.00
6	6.00	20.50	3.00
7	6.50	11.50	3.00
8	6.50	6.50	3.00
9	10.80	12.60	3.50
10	6.00	10.40	3.00
11	6.50	6.50	3.00
12	9.00	14.00	3.00
13	4.40	5.00	3.00
14	10.00	10.00	3.00
15	6.00	5.08	3.00
16	6.50	22.10	3.30
17	6.40	11.30	3.30
18	6.00	26.00	3.00
19	6.00	11.50	3.00
20	3.50	7.00	3.50
21	6.00	6.50	3.00
22	6.00	21.50	3.00
23	10.00	15.00	3.00
24	7.00	11.00	7.00
25	13.00	12.00	3.30
26	10.80	12.60	3.00

TYPE	Dimension		
	A	H	B
27	6.00	12.00	3.00
28	7.30	15.60	7.10
29	12.30	15.60	7.10
30	5.00	32.00	3.00
31	6.00	9.00	3.00
32	6.00	22.40	3.00
33	6.00	27.00	3.00
34	6.00	36.00	3.00
35	6.00	11.00	3.00
36	3.00	18.00	6.00
37	6.00	7.00	3.00
38	6.00	8.00	3.00
39	6.20	25.60	3.20
40	6.00	21.00	3.00
41	6.00	28.00	3.00
42	6.00	7.00	3.00
43	6.00	17.00	3.00
44	6.00	16.00	3.00
45	5.50	6.00	3.00
46	5.00	17.00	3.00
47	6.00	6.70	3.30
48	11.00	15.00	3.00
49	2.60	37.40	6.00
50	6.00	24.00	3.00
51	5.84	20.62	3.00
52	6.00	23.00	3.00

TYPE	Dimension		
	A	H	B
53	6.00	10.00	3.00
54	3.00	26.00	3.00
55	10.50	9.50	3.50
56	12.00	38.00	4.00
57	8.00	14.40	3.60
58	8.70	9.80	3.50
59	7.00	43.00	4.00
60	3.00	34.00	8.50
61	9.50	12.30	3.50
62	8.20	10.80	3.50
63	6.00	30.00	3.00
64	10.00	12.00	3.00
65	8.50	9.00	3.00
66	6.00	11.00	3.50
67	12.70	11.00	2.80
68	6.00	5.00	3.00
69	13.00	7.50	3.60
70	6.00	20.00	3.00
71	3.00	10.40	3.00
72	6.00	13.50	3.00
73	3.50	27.70	10.50
74	6.00	31.50	3.30
75	3.00	16.50	3.00
76	4.00	15.00	3.00
77	6.50	15.50	3.00
78	11.30	22.50	2.50

TYPE	Dimension		
	A	H	B
79	17.50	13.00	3.50
80	8.00	14.00	8.00
81	6.00	41.00	3.00
82	5.84	13.16	3.00
83	6.00	39.00	3.00
84	6.50	13.00	3.50
85	6.50	23.50	2.00
86	8.00	15.00	3.00
87	23.00	12.00	3.00
88	5.70	20.00	3.30
89	3.00	8.00	3.00
90	5.90	5.00	2.10
91	8.50	14.50	3.20
92	6.50	30.00	3.00
93	10.50	11.30	2.50
94	3.00	21.00	11.00
95	8.50	14.50	3.00
96	8.50	18.50	3.00
97	4.60	46.40	3.00

DS1029-04

GENERAL TOLERANCE		ANGLE TOLERANCE	
X.	±0.60	X.	±5°
.X	±0.38	.X	±3°
.XX	±0.25	.XX	±2°
DRAWING TYPE		CUSTOMER	
SCALE	1:1	SHEET	2 OF 2
DRAWING NO.	C-DS1029-04-XXXXXX-X-F		

PROJECTION		TITLE	2.54mm Pin Header V/T Type Double Row Board Spacers Type
UNITS	mm	SERIES	DS1029-04 SERIES
SHEET SIZE	A4		

