



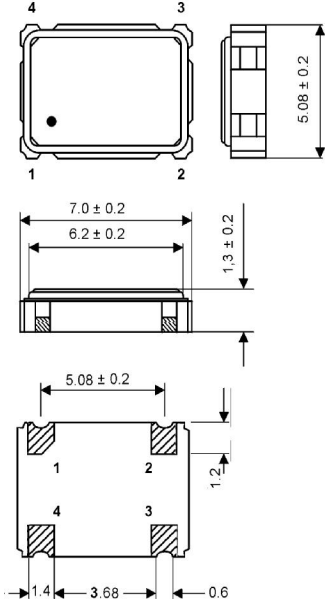
Clock Oscillator

SMD-version

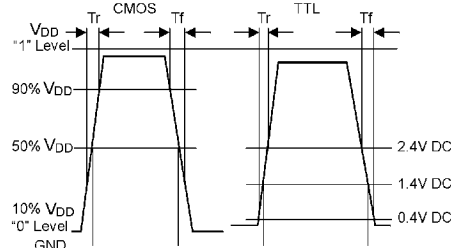
5V

part no.	12.xxxxx		
model	KXO-97		
frequency range	1.0 ~ 50.0 MHz	50.1 ~ 80.0 MHz	80.1 ~ 100.0 MHz
frequency stability at -20° ~ + 70°C at -40° ~ + 85°C at -40° ~ +105°C	±50 ppm ±100 ppm ±120 ppm		
operating temperature	standard -20° ~ +70°C available -40° ~ +85°C (=KXO-97T) available -40° ~ +105°C (=KXO-97E)		
storage temperature	-55° ~ +125°C		
symmetry	50% ± 10% at 1.4V DC level or ½ V _{DD} level		
rise & fall time max.	5 ns		
"0" level max.	TTL: + 0.4V / HCMOS: + 0.5V		
"1" level min.	TTL: + 2.4V / HCMOS: V _{DD} -0.5V		
input voltage V _{DD}	+ 5V DC ± 10%		
Input current	1.0 ~ 9.9 MHz 10 mA max. 10.0 ~ 19.9 MHz 15 mA max. 20.0 ~ 29.9 MHz 25 mA max. 30.0 ~ 50.0 MHz 35 mA max.	40 mA typ., 50 mA max.	60 mA typ., 80 mA max.
output load	1.0 ~ 33.0 MHz 10 TTL gates 50 pF 33.1 ~ 75.0 MHz 5 TTL gates 30 pF 75.1 ~ 100.0 MHz 5 TTL gates 15 pF		
start up time max.	10 ms		
tristate function	yes		
disable delay time max.	50 µs		
enable delay time max.	4 ms		
phase jitter	(12 kHz – 20 MHz) with 1 ps		
random jitter max.	7ps		
peak to peak jitter max.	40ps		
contents of reel	1000 pcs.		

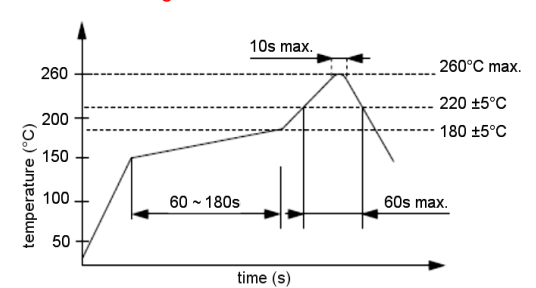
Dimensions (mm):



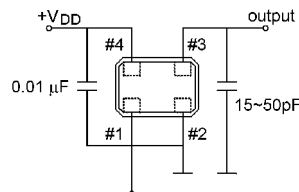
Waveform:



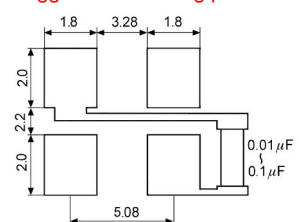
Reflow soldering condition:



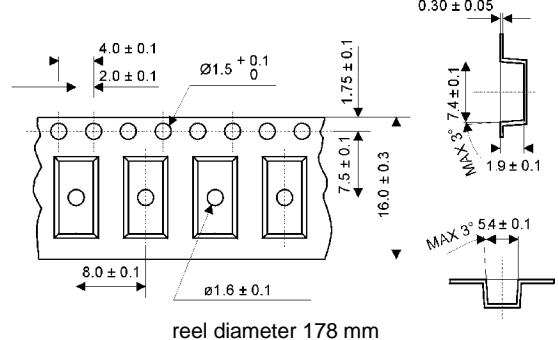
Test circuit:



Suggested soldering pad:



Tape specifications:



PIN	Connection
1	"L" (0V) "H" or OPEN
2	GND
3	Z OUTPUT
4	V _{DD}