


Data sheet

Commercial Art.No.: 78.000.0653.0

Module frame FLE MRB 6

Modular connector system frame female for 2 modules, gray



| | |
|--------------------|---------------|
| Commercial Art.No. | 78.000.0653.0 |
| EAN | 4015573447479 |
| Order Unit | 10 |

Technical data

General

| | |
|--|---------------|
| Color | Grey |
| Model | Female insert |
| Operating temperature range min. | -40 °C |
| Operating temperature range max. | 120 °C |
| Material | Plastic |
| Inflammability class of insulation material acc. with UL94 | V0 |
| Construction | 6 |
| Number of positions | 2 |
| Earthing connection | yes |
| Ground conductor screws | Z2/1.2 Nm |
| Mounting screws | Z1/0.5 Nm |

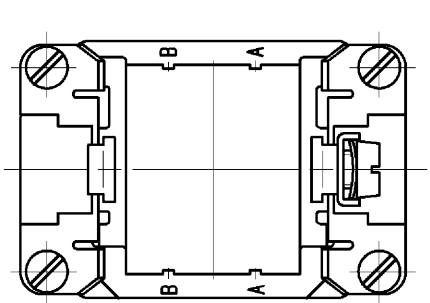
Classification

| | |
|------------|----------|
| ECLASS 11 | |
| ECLASS 8.1 | 27440210 |
| ETIM 7.0 | EC002310 |
| ETIM 6.0 | EC002310 |
| ETIM 5.0 | EC002310 |
| ETIM 4.0 | EC002310 |
| ETIM 3.0 | EC002310 |

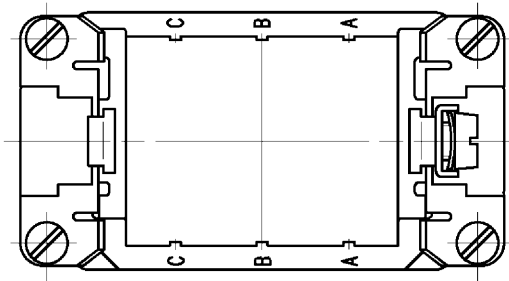
These dimensions will be especially checked at delivery
 Only inspection dimensions
 With /E marked dimensions are only valid for internal use

Diese Maße werden bei Abnahme besonders geprüft
 Ausschließlich Prüfmaße
 Mit /E gekennzeichnete Maße sind nur für interne Zwecke gültig

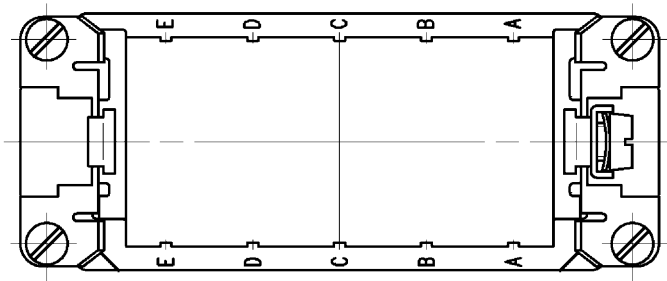
Ansicht in Pfeilrichtung
 view in arrow direction



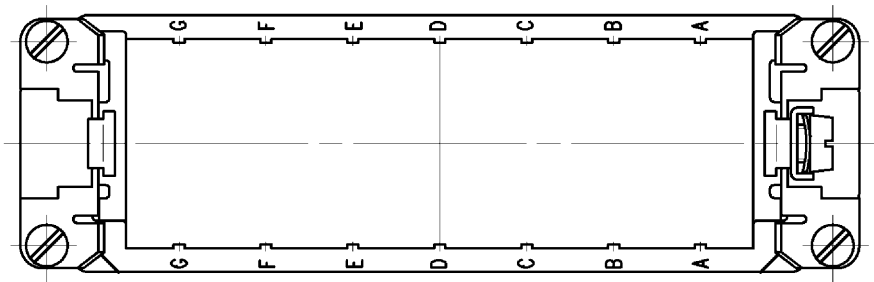
Größe 6
 size 6



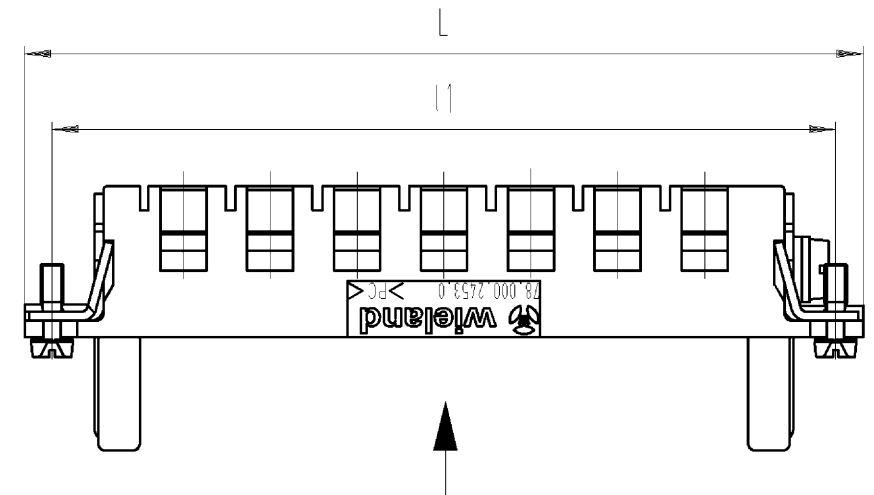
Größe 10
 size 10



Größe 16
 size 16



Größe 24
 size 24



gezeichnet: Modulrahmen für 7 Module
 drawn: Modular frame for 7 modules

Weitere Daten siehe Katalog
 further data see catalog

| Teile - Nr. part no. | Farbe colour | L | l1 | Größe size |
|-------------------------|-----------------|------|------|-------------------------------------|
| 78.000.0653.0 | grau/grey | 51 | 44 | 6 für 2 Module for 2 modules |
| 78.000.0653.1 | schwarz/black | | | |
| 78.000.1053.0 | grau/grey | 64 | 57 | 10 für 3 Module for 3 modules |
| 78.000.1053.1 | schwarz/black | | | |
| 78.000.1653.0 | grau/grey | 84,5 | 77,5 | 16 für 5 Module for 5 modules |
| 78.000.1653.1 | schwarz/black | | | |
| 78.000.2453.0 | grau/grey | 111 | 104 | 24 für 7 Module for 7 modules |
| 78.000.2453.1 | schwarz/black | | | |

Tolerierung nach DIN 7167/Tolerance system acc. to DIN 7167. (This DIN-standard describes the envelope principle. According to the envelope principle the deviations of form and parallelism are limited by the size tolerances).

ja/yes Stoffverbots- und Deklarationsliste nach UU-TOM-05/03 ist einzuhalten. Conformity with Wieland document UU-TOM-05/03 (list of prohibited / declarable hazardous substances) to be declared!

Freitoleranz nach General tolerance CAD - Zeichnung, keine manuellen Änderungen CAD - drawing, no manual modifications allowed 1. Verwendung: First Use: Blatt: 1 von 1 Sheet: of 1

| | | | | | | |
|--------------------|----------------------------|----------------------------|-----------------|--|---------------------------|-------|
| Werkstoff/Material | 2006 | Tag/Date | Name | T | Zeichnung Nr./Drawing No. | Index |
| | gezeichnet/drawn | 18.09. | Treschan | | | |
| | Maßstab/Scale | | | | 78.000.0653.0 01K | b |
| | % | | | | | |
| | Vol. | mm ³ Ofl./Surf. | mm ³ | Ersatz für/Replacement for: - | | |
| b | 05.04.2012/ | wieland | | Type | Benennung/Tittle | |
| a | 28.09.2006/ | Elektrische Verbindungen | | MODULRAHMEN | | |
| Index | Datum / Blatt Date / Sheet | | | für/for BU 6; BU 10; BU 16 und/and BU 24 Modular frame | | |
| Änderung/Revision | | | | | | |

Maße in mm/Dimensions are in mm

Weitergabe sowie Vervielfältigung dieses Dokuments, Verwertung und Mitteilung seines Inhalts sind verboten, soweit nicht ausdrücklich gestattet. The reproduction, distribution and utilization of this document as well as the communication of its contents to others without express authorization is prohibited.

780000653001K_2 CADW2035_treschan 2012-04-05 11:32:12 1.000