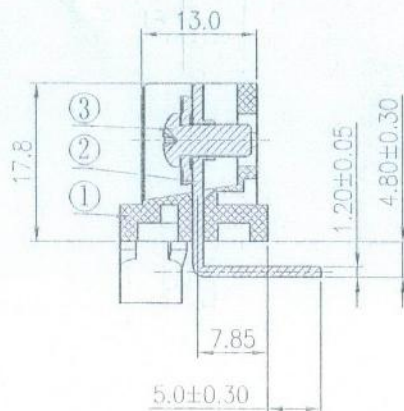
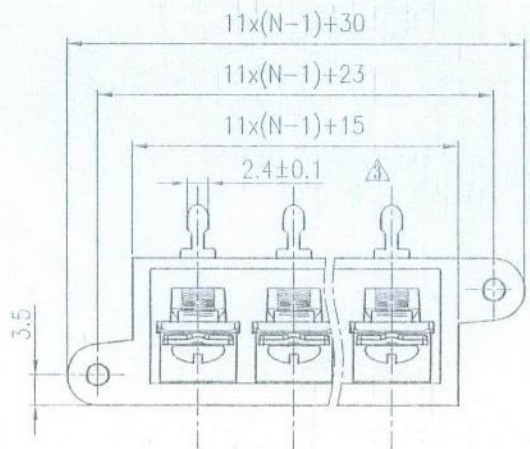
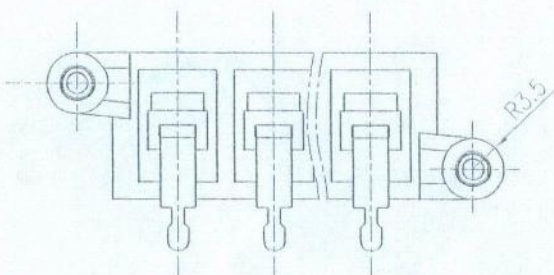
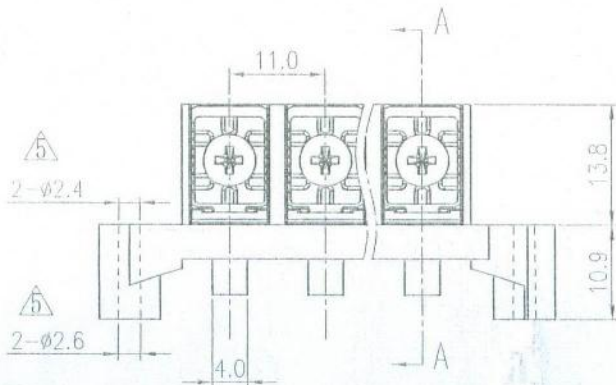


D1RFRD006



Section A-A

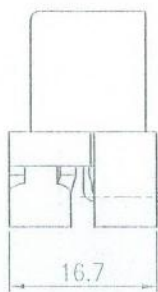


REVISION RECORD				
REV	ECO	DESCRIPTION	DRFT	DATE
△		此图尺寸与实物不符, 请核对实物尺寸 并标注 2.4±0.1 公差	Zhuwm	05/28/05
△		更新图面	C.SX	03/02/06
△		针宽依实物改为2.4±0.1	YeJ	08/14/08
△		品名、料号增加环保标示“(H)”	LJH	02/15/08
△		更新图面	LJH	05/09/08
△		按实物修改图面	LJH	11/15/08

Notes: △

- Pitch: 11mm, Poles: 2-11P
- Rated voltage/current: UL1059 300V/30A
IEC 250V/41A
- Operation temperatures: -40°C ~ +80°C
- Withstanding Voltage: AC2000V/1Min
- Insulation Resistance: 1000MΩ / DC500V
- Wire Range: 18~10AWG, 6mm²
- Max. Torque Value: M4, 12, 24kgf.cm
- Undimensioned Tolerances:

Pitch range in mm			Nominal dimension range in mm					
to	over	to	to	over	over	over	to	
6	10	10	30	60	100	150	∩	
6	10	24	30	60	100	150	∇	
±0.10	±0.15	±0.25	±0.2	±0.3	±0.5	±0.7	±1.0	



3	M4*8 (8*10) Screws	S000000510 (H)	XX	Steel	Ni plated
2	DG11 Level Pin header	5020B00020 (H)	XX	Brass	CuSn
1	DG13 Housing	5020A0YXXA (H)	1	PC	UL94V-2
ITEM	NAME OF PART	NO. OF PART	Q'TY	MATERIAL	NOTES
	MM (INCH)	DFTD Zhuwm	DATE 05/28/05	宁波高正电子有限公司 DEGSON ELECTRONICS CO., LTD	
	TOLERANCES EXCEPT AS NOTED	CHKD YeJ	DATE 11/18/08		
	MM	MFD	DATE		
	0.00 ±	APPVL 236	DATE 11/18/08		
	0.00 ±			MATERIAL:	NAME
	0.00 ±			G.E.:	DG13-A-XXP-1Y-01A(H)
	ANGLES ± 1°			FINISH:	DRAWING NO. DG13-E02
	THIRD ANGLE PROJECTION			SCALE: 1:1	/PART NO.
				DO NOT SCALE DRAWING	SIZE A3
					REV T6
					11/15/08
					SHEET 1 OF 1