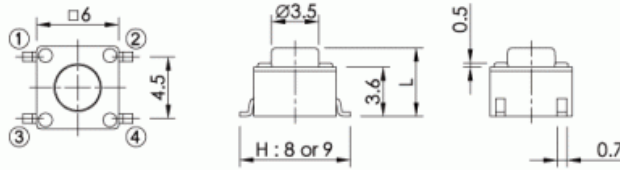



SMD, DIP Type Tact Switches

IT-1102W~1102WA



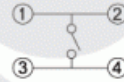
IT-1102WXXX

STEM(L)	Packing
□	4.3 1,000pcs/reel
A	5.0 1,000pcs/reel
R	6.0 700pcs/reel
B	7.0 700pcs/reel
E	7.3 x 3.4 700pcs/reel
EL	7.5 700pcs/reel
C	8.0 600pcs/reel
Z	8.5 600pcs/reel
DS	9.0 500pcs/reel
D	9.5 500pcs/reel
DL	10.0 500pcs/reel
Q	11.0 400pcs/reel
F	12.5 250pcs/reel
K	13.0 250pcs/reel
G	13.5 300pcs/reel
J	16.0
I	17.0

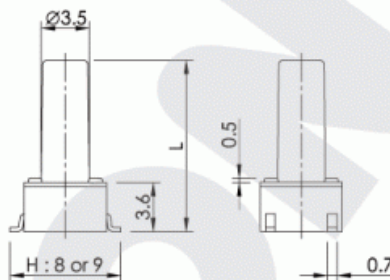
TER' LENGTH(H)	
8	8.0
9	9.0

Rating : 50mA 12V DC.
Travel : 0.25±0.15 mm.
Contact resistance : 100mΩ Max.
Operating force : 100, 130, 160,
250±50g.
Life : 100,000 Cycles Min.

CIRCUIT DIAGRAM




IT-1102WB~1102WQ



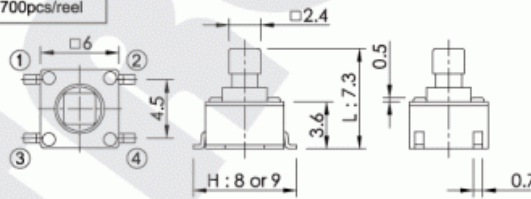
IT-1102WF~1102WI



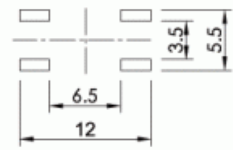
IT-1102WT



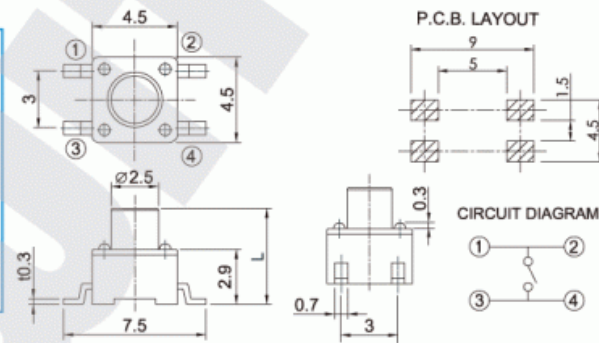
STEM(L)	Packing
T	7.3 x 2.4 700pcs/reel



P.C.B. LAYOUT

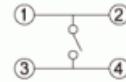


IT-1109S



P.C.B. LAYOUT

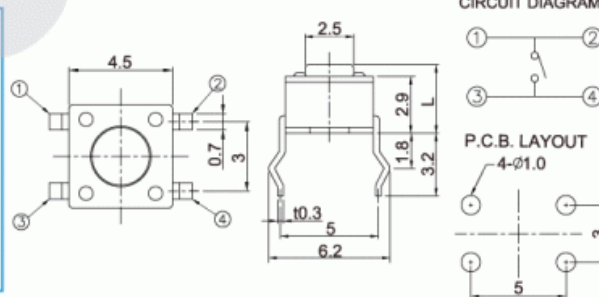
CIRCUIT DIAGRAM



MODEL NO.	STEM(L)
IT-1109S	3.8
IT-1109SA	7.0

Rating : 50mA 12V DC.
Travel : 0.25±0.1mm.
Contact resistance : 100mΩ Max.
Operating force : 160, 250±50g.
Life : 50,000 Cycles Min.
Packing : 2,000pcs/reel.

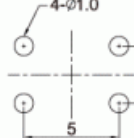
IT-1109



CIRCUIT DIAGRAM



P.C.B. LAYOUT



MODEL NO.	STEM(L)
IT-1109	3.8
IT-1109A	7.0

Rating : 50mA 12V DC.
Travel : 0.25±0.1mm.
Contact resistance : 100mΩ Max.
Operating force : 160±30g,
250±50g.
Life : 160g : 50,000 Cycles Min.
250g, 500g : 30,000 Cycles Min.