

## Data sheet

Commercial Art.No.: 46.031.4553.1

Connector RST16i3 S B1 ZT4 SW

RST16i3 connector, 3 pole, female, screw connection, application 250V with PE, 16A, for cable diameters 5.0-9.5mm, coding color black, color of housing black



|                    |               |
|--------------------|---------------|
| Commercial Art.No. | 46.031.4553.1 |
| EAN                | 4049088280221 |
| Order Unit         | 1             |

Certificates / Approvals



## Technical data

### General

|  |                                  |
|--|----------------------------------|
| Rated current                            | 16 A                             |
| Rated voltage                            | 250 V                            |
| Rated impulse voltage                    | 4 kV                             |
| strain relief                            | yes                              |
| Pollution degree                         | 3                                |
| Lockable                                 | self-locking (unlocking by hand) |
| Color of coding/ contact carrier         | black                            |
| Marking of poles                         | L, N, PE                         |
| Color of housing inclusive strain relief | black                            |

### Connection Data

|   |                      |
|---|----------------------|
| Cable diameter max.   | 9.5 mm               |
| Cable diameter min.   | 5 mm                 |
| Connection cross section solid mm <sup>2</sup> max.         | 2.5 mm <sup>2</sup>  |
| Connection cross section solid mm <sup>2</sup> min.         | 0.25 mm <sup>2</sup> |
| Connection cross section fine stranded mm <sup>2</sup> max. | 2.5 mm <sup>2</sup>  |
| Connection cross section fine stranded mm <sup>2</sup> min. | 0.25 mm <sup>2</sup> |
| Terminations per pole                                       | 1                    |
| sheath strip length   | 25 mm                |
| Wire strip length   | 8 mm                 |

### Model

|                           |                       |
|---------------------------|-----------------------|
| Model                     | female                |
| Connection type           | screw connection      |
| Degree of protection (IP) | IP66/68 (3m;2h) /IP69 |

### Material

|  |               |
|--|---------------|
| Housing material                             | Polyamide     |
| halogen free                                 | yes           |
| Contact material                             | CuZn          |
| Fire load                                    | 0.15 kWh      |
| Insulation components continuous temperature | 100 °C        |
| Surface finish                               | Silver-plated |

#### Dimensions

|        |         |
|--------|---------|
| Length | 71 mm   |
| Width  | 19.9 mm |
| Height | 19.9 mm |

#### Classification

|            |          |
|------------|----------|
| ECLASS 11  |          |
| ECLASS 8.1 | 27440605 |
| ETIM 7.0   | EC002560 |
| ETIM 6.0   | EC002560 |
| ETIM 5.0   | EC002560 |
| ETIM 4.0   | EC002560 |

#### Note

|      |   |
|------|---|
| Note | RST® terminals with screw clamping allow the connection of conductors without special preparation (without ferrules) according to EN 60999-1. |
|------|---|

#### Product compliance

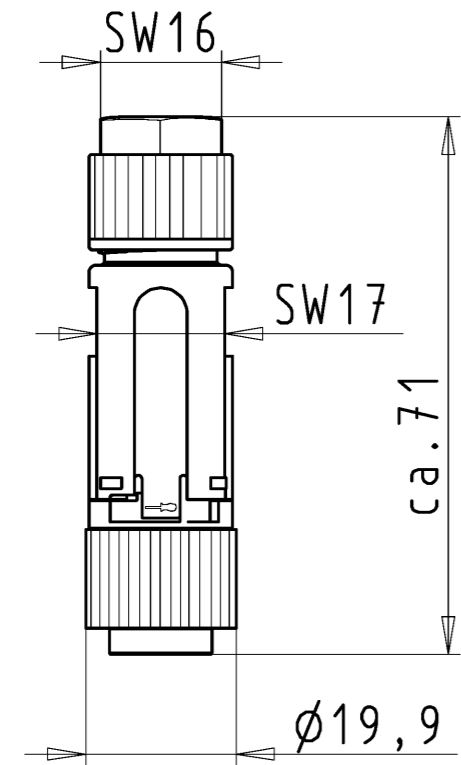
|                              |                    |
|------------------------------|--------------------|
| ROHS conformity status       | Compliant/Exempted |
| ROHS exceptions              | III-6(c)           |
| REACH-SVHC conformity status | Duty-To-Declare    |
| REACH-SVHC substances        | Lead               |
| REACH-SVHC CAS numbers       | 7439-92-1          |

#### Fits with






| Commercial Art.No.: | Article-type description:            | Description:   |
|---------------------|--------------------------------------|--|
| 46.032.4553.1       | Connector RST16i3 S S1 ZT4 SW        | RST16i3 connector, 3 pole, male, screw connection, application 250V with PE, 16A, for cable diameters 5.0-9.5mm, coding color black, color of housing black  |
| 46.032.5053.1       | Device connector RST16i3 S S1 M02 SW | RST16i3 device connector M16, 3 pole, male, screw connection, application 250V with PE, 16A, coding color black  |
| 46.432.1000.1       | Cable assembly RST16i3KSBS 15P 10SW  | RST16i3 extension cable, female - male, 3 pole, assembled with screw connection, application 250V with PE, 16A, cable type H05VV-F, length 1.0m, cross section 1.5mm <sup>2</sup> , coding color black |
| 46.030.0153.1       | Distributor RST16i3B 3P1 F G V SW    | RST16i3 compact distribution unit, 3 pole, application 250V with PE, 16 A, 1 input and 3 outputs, fastening option, coding color black, color of housing black   |
| 46.032.M053.1       | Device connector RST16i3 S D03 MSW   | RST16i3 modular device connector M20, 3 pole, male, spring clamp connection, with automatic wiring option, application 250V with PE, 16A, coding color black   |

|               |                                    |  |
|---------------|------------------------------------|--|
| 46.032.M0L0.1 | Device connector RST16i3 2 D03 MSW | RST16i3 modular device connector with longitudinal sealing M20, 3 pole, male, spring clamp connection, with automatic wiring option, application 250V with PE, 16A, coding color black |
| 46.030.1253.1 | Distributor RST16i3V 2P1 TGVG SW   | RST16i3 distribution block, 3 pole, application 250V with PE, 16 A, 1 input and 2 outputs, fastening option with separate mounting plate, coding color black                           |

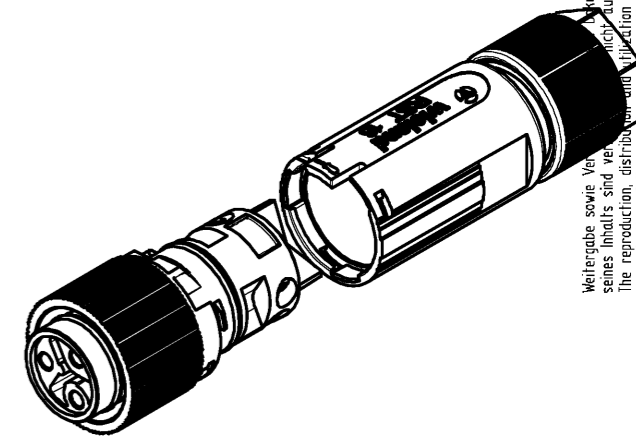
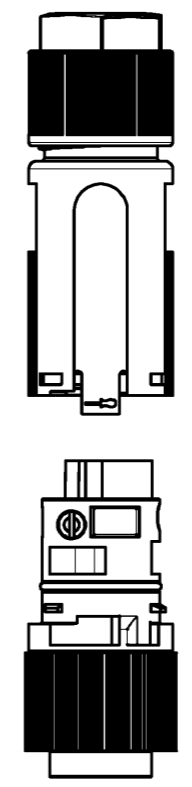
These dimensions will be especially checked at delivery  
 Only inspection dimensions  
 With /E marked dimensions are only valid for internal use  
 Diese Maße werden bei Abnahme besonders geprüft  
 Ausschließlich Prüfmaße  
 Mit /E gekennzeichnete Maße sind nur für interne Zwecke gültig



**Kodierung**  
/Coding

-  C1
-  C2
-  C3
-  C4
-  C5

**Auslieferungszustand**  
/delivery condition



Weitergabe sowie Verwertung des Dokuments, Verwertung und Mitteilung seines Inhalts sind ausdrücklich gestattet.  
 The reproduction, distribution and application of this document as well as the communication of its contents to others without express authorization is prohibited.

|   |              |                |   |                               |
|---|--------------|----------------|---|-------------------------------|
| 46.031.4550.6   | RST16 I3     | S B1 ZT4S A TB | C5  | türkisblau<br>/turquoise blue |
| 46.031.4553.9   | RST16 I3     | S B1 ZT4S H BL | C4  | lichtblau<br>/light blue      |
| 46.031.4550.4   | RST16 I3     | S B1 ZT4S L BR | C3  | signalbraun<br>/signal brown  |
| 46.031.4555.7   | RST16 I3     | S B1 ZT4S GN   | C2  | laubgrün<br>/leaf green       |
| 46.031.4553.1   | RST16 I3     | S B1 ZT4 SW    | C1  | schwarz<br>/black             |
| 46.031.4553.0   | RST16 I3     | S B1 ZT4 GL    | C1  | lichtgrau<br>/light grey      |
| Bestellnummer<br>/Order number  | Typ<br>/Type |                | Kodierung<br>/Coding  | Farbe<br>/Colour              |
| <b>Weitere Daten siehe KATALOG oder eKatalog.</b><br>Additional data see CATALOG or eCatalog. |              |                | <b>www.wieland-electric.com</b><br>eshop.wieland-electric.com |                               |

Tolerierung Size ISO 14405 (E) / Tolerance system Size ISO 14405 (E).  
 (This ISO-standard describes the envelope principle. According to the envelope principle the deviations of form and parallelism are limited by the size tolerances).

ja/yes  Stoffverbots- und Deklarationsliste nach WN 5020.010 ist einzuhalten.  
 Conformity with Wieland document WN 5020.010 e (list of prohibited / declarable hazardous substances) to be declared!

Freitoleranz nach General tolerance CAD - Zeichnung, keine manuellen Änderungen CAD - drawing, no manual modifications allowed 1. Verwendung: - First Use: - Blatt: 1 von 1 Sheet: of 1

|                    |                              |                               |                                 |   |       |
|--------------------|------------------------------|-------------------------------|---------------------------------|---|-------|
| Werkstoff/Material | 2014 Tag/Date                | Name                          | T                               | Zeichnung Nr./Drawing No.   | Index |
| gezeichnet/drawn   | 02.09.                       | Treschan                      |                                 |   |       |
| geprüft/checked    | -                            | -                             |                                 |   |       |
| Maßstab/Scale      | 1:1                          | Normgepr. / Stand. check      | Maße in mm/Dimensions are in mm |   |       |
| Vol. mm³           | Ofl./Surf. mm²               | Ersatz für/Replacement for: - |                                 |   |       |
| a                  | 06.10.2014/                  | www.wieland-electric.com      | Type                            | Benennung/Title   |       |
| Index              | Datum / Blatt / Date / Sheet |                               | RST16..                         | BUCHSENTE IL  |       |
| Änderung/Revision  |                              |                               |                                 | FA - mit Zugentlastung, 3-polig female, with strain relief, 3 poles |       |