

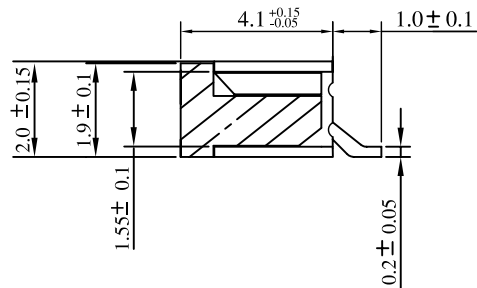
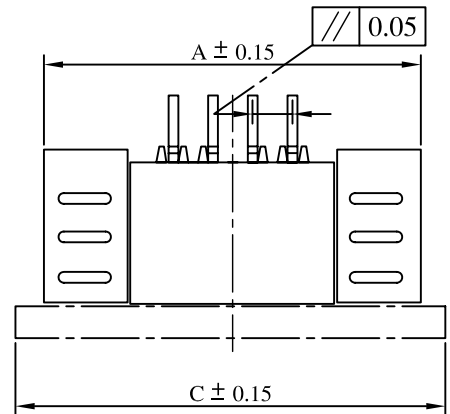
SECT X-X

NOTE :
 1.Contacts Finish: Tin Over Nickel
 2.Material:
 Insulator:Thermoplastic
 Contacts:Phosphor Bronze

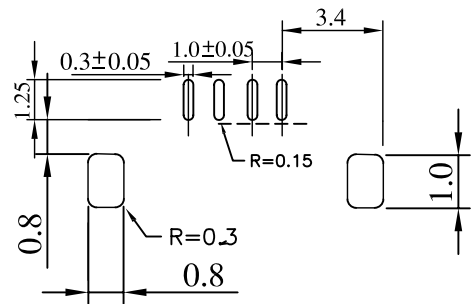
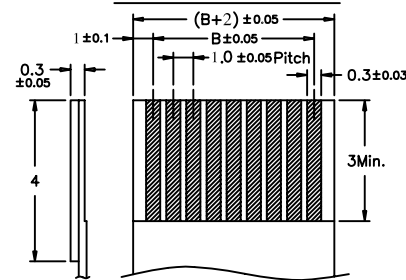


FPA-WZB-xx-LF
 LEADFREE

RoHS Compliant



Applicable FPC



PCB Layout

No.of Contacts	Contacts Number	DIM. A	DIM. B	DIM. C	DIM. D
04	FPA-WZB-04	9.2	3	10	5.1
05	FPA-WZB-05	10.2	4	11	6.1
06	FPA-WZB-06	11.2	5	12	7.1
07	FPA-WZB-07	12.2	6	13	8.1
08	FPA-WZB-08	13.2	7	14	9.1
09	FPA-WZB-09	14.2	8	15	10.1
10	FPA-WZB-10	15.2	9	16	11.1
11	FPA-WZB-11	16.2	10	17	12.1
12	FPA-WZB-12	17.2	11	18	13.1
13	FPA-WZB-13	18.2	12	19	14.1
14	FPA-WZB-14	19.2	13	20	15.1
15	FPA-WZB-15	20.2	14	21	16.1
16	FPA-WZB-16	21.2	15	22	17.1
17	FPA-WZB-17	22.2	16	23	18.1
18	FPA-WZB-18	23.2	17	24	19.1
19	FPA-WZB-19	24.2	18	25	20.1
20	FPA-WZB-20	25.2	19	26	21.1
21	FPA-WZB-21	26.2	20	27	22.1
22	FPA-WZB-22	27.2	21	28	23.1
23	FPA-WZB-23	28.2	22	29	24.1
24	FPA-WZB-24	29.2	23	30	25.1

PART NO. FPA-WZB-xx		CHECKED BY CY		TOLERANCES ARE .X ± 0.2 .XX ± .XXX ± AWG	DESCRIP TION:	FFC/FPC Connector ZIF Right Angle Lower Contact Type (Pitch 1.0 mm)			
DWG NO. FPA-WZB-xx		DRAWING BY				AREA	REVISIONS	HK	DATE
FILE NO.		PROJECTION							
UNIT / mm	SCALE 1:1								