




TRQ

MAIN FEATURES

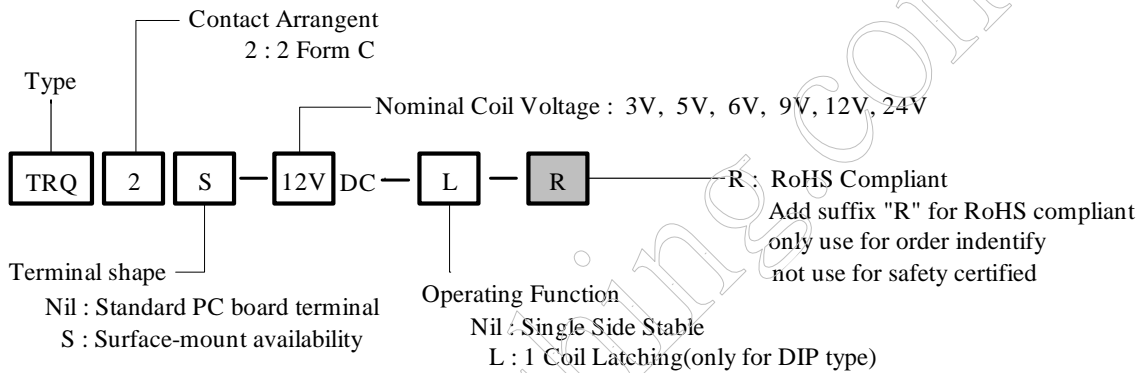
- DIL Pitch Terminals High Sensitivity: 0.14W Nominal Power.
- Conforms to FCC Part 68 1.5Kv Surge and Dielectric 1000VAC.
- Monostable or bistable relays Single and double Coil magnet -latching Type available.
- Contact arrangement: 2 Form C
- UL & cUL recognized.



APPLICATIONS

- Telecommunication Equipment, Office Equipment, Security Alarm Systems, Measuring instruments, Medical Monitoring Equipment, Audio Visual Equipment, Flight Simulator, Sensor Control.

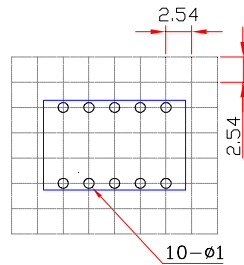
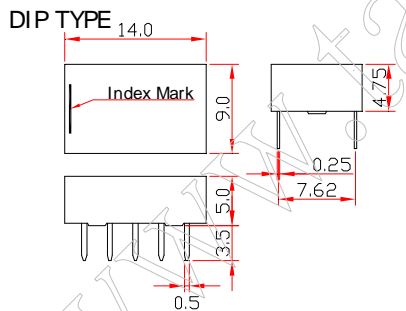
ORDERING INFORMATION



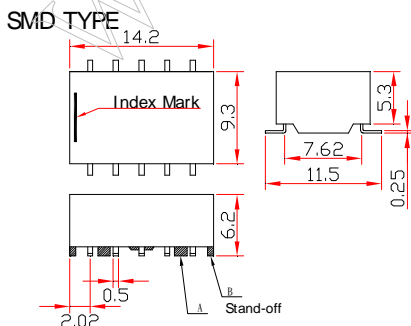
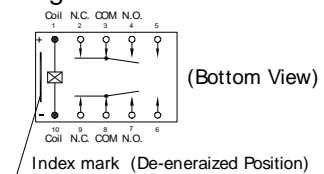
DIMENSION (unit:mm)

DRILLING (unit:mm)

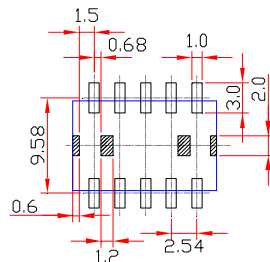
WIRING DIAGRAM



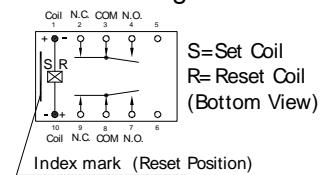
Single Side stable



Mounting Pad Layout (mm)



1 Coil latching



COIL DATA CHART (AT20°C)

Coil Voltage VDC	Coil Voltage (VDC) Rated	Nominal Current (mA)	Coil Resistance (Ω) $\pm 10\%$	Coil Power (W)	Pickup voltage (VDC) Max. (75% of rated voltage)	Release voltage (VDC) Min. (10% of rated voltage)	Coil Voltage (VDC) Max.
Single Side Stable	3	46.7	64.3	0.14	2.25	0.3	7.5
	5	28.1	178	0.14	3.75	0.5	12.5
	6	23.4	257	0.14	4.50	0.6	15.0
	9	15.5	579	0.14	6.75	0.9	22.5
	12	11.7	1028	0.14	9.00	1.2	30.0
	24	8.3	2880	0.20	18.0	2.4	48.0
1 Coil Latching	3	33.3	90	0.10	2.25	-2.25	8.7
	5	20.0	250	0.10	3.75	-3.75	14.5
	6	16.7	360	0.10	4.50	-4.50	17.4
	9	11.1	810	0.10	6.75	-6.75	26.1
	12	8.3	1440	0.10	9.00	-9.00	34.8
	24	6.3	3840	0.15	18.0	-18.0	57.6

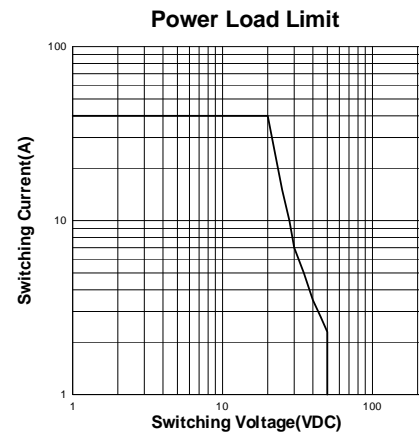
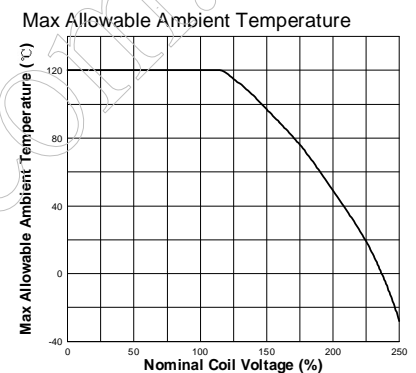
CONTACT RATING

Item	Type	TRQ
Contact Capacity Resistive Load (cos ϕ =1)		1A / 30VDC 0.5A / 125VAC
Rated Carrying Current		1A
Max. Switching Voltage		220VDC, 250VAC
Max. Switching Current		1A
Max. Switching Power Force		30W, 62.5VA
Referenced Min. Applicable Load		10mA resistive at 10mVDC
Contact Material		Ag Alloy

PERFORMANCE (at initial value)

Item	Type	TRQ
Contact Resistance		50m Ω Max. at initial
Operation Time		Approx. 5msec
Release Time		Approx. 5msec
Dielectric Strength		1000VAC (1 minute) 1000VAC (1 minute) 1000VAC (1 minute)
Surge Withstand Voltage		1500V 1500V 2500V
Shock Resistance		500m/s ² 11ms 1000m/s ² 6ms
Vibration Resistance		3mm D.A. 10 to 55Hz 5mm D.A. 10 to 55Hz
Terminals resistance		5N
Solderability		235°C \pm 2°C, 3 \pm 0.5s
Temperature Range		-40 ~70°C (-40 ~158°F)
Insulation Resistance		1000 M Ω Min. (at 500VDC)
Life Expectancy		1 \times 10 ⁸ ops. Min. (no load) 2 \times 10 ⁵ ops. Min. (1A/ 30VDC) 1 \times 10 ⁵ ops. Min. (0.5A/125VDC)
Weight		1.5g
UL & cUL		E156521
TUV		Pending

REFERENCE DATA



This datasheet for reference and subject to change without notice. Please double check final specification with Tai-Shing. (0908AA06VOL03)