

REV	ECN	DESCRIPTION	DRFT	DATE

General information:

- 1.Dimension shall be interpreted per ASME Y14.5-2009
- 2.Stripping length : 7.5mm
- 3.Operating temperature : -40°C~+125°C
- 4.Rated current:16A
- 5.Rated voltage:230/400V
- 6.Rated surge voltage : 4KV
- 7.Conductor cross section : 0.14-4mm<sup>2</sup>/AWG 26-12
- 8.Grounding footline diameter:0.5-2.5mm<sup>2</sup>/AWG 20-14
- 9.Tightening torque grounding foot:1.2N.m
- 10.Assembly tightening moment:0.6N.m
- 11.Printing coincidence IEC61984
- 12.RoHS2.0 Compliance
- 13.Undimensioned Tolerances:

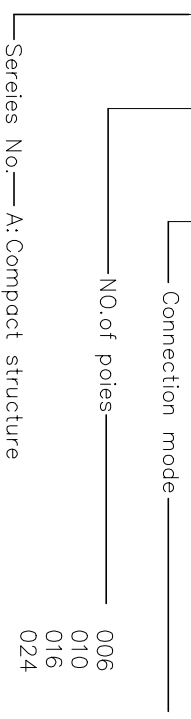
Pitch Range	In mm		Nominal Dimension	Range		mm
	Over	To		Over	To	
6	10	10	30	60	100	0.1/10
10	24	30	60	100	150	∠
±0.15	±0.20	±0.30	±0.50	±0.70	±1.00	±1.30
						±2°

Material:

Insulator	PC	UL94, VO
Pin insertion	COPPER ALLOY	SILVER,PLATED
Screw	Carbon steel	ZINC,PLATED

HOW TO ORDER:

SQ-005/0-FC



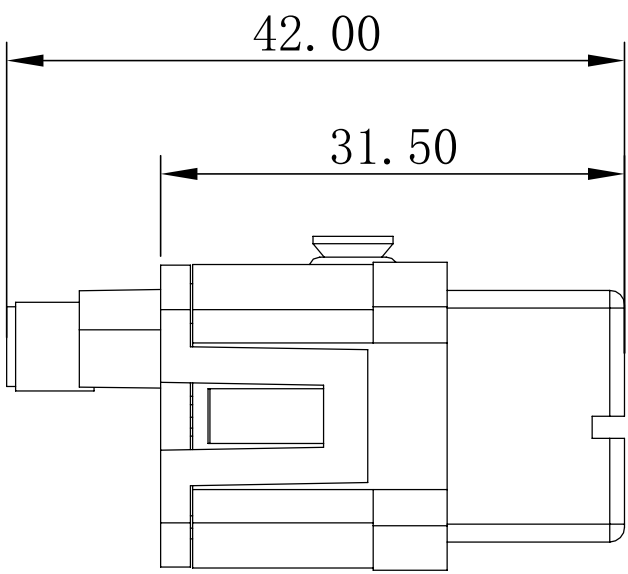
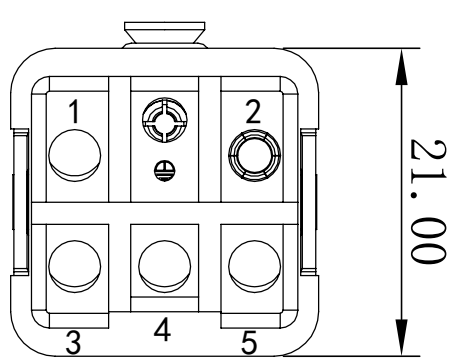
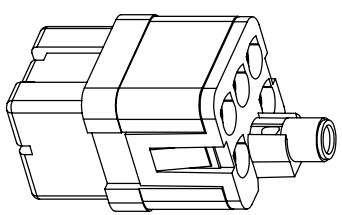
- Sereies No.——
- A: Compact structure
  - E: Standard structure
  - EE: Widen standard structure
  - D: High Density structure
  - DD: Widen High Density structure
  - K: Composite structure
  - SB: Large current
  - Q: Micro drive
  - M: Module combination



LOGO

- M: Male Screw terminal
- F: Female Screw terminal
- MS: Male spring terminal
- FS: Female spring terminal
- MC: Male crimp terminal
- FC: Female crimp terminal

- 006
- 010
- 016
- 024
- .....
- 004/002
- 004/008



DETACHED LISTS			
THIS DRAWING IS A CONTROLLED DOCUMENT.		NAME: NINGBO SUPU ELECTRONICS CO., LTD. 宁波速普电子有限公司	
APVD:		DRAWING NO.: SP737229001	
CHK:		CUSTOMER COPY	
DWN: TIANCHIQ4/25/19		SHEET 1/1	
THIRD ANGLE PROJECTION		SCALE 1:0.5	