

**REED RELAY**

# EDR SERIES

**RU** US E155181(R)

SIP (PIN OUT:1357)



DIP



SMD



SIP (PIN OUT:1267)



HIGH INSULATION (DIP)



HIGH INSULATION (SMD)



## FEATURES

- Miniature, cost-effective switching solution.
- Molded construction for compatibility with automatic board processing.
- Completely washable.
- Dip type construction with the same terminal pitch as ICs or TTLs.
- The high sensitivity allows direct driving by TTL, etc.
- Magnetic shield cover is available.

## PART NUMBERING SYSTEM

EDR 1 0 1A 05 00 Z  
| | | | | | |  
| | | | | | +--- Z:RoHS Compliance  
| | | | | | +--- SPECIAL CODE:00~99  
| | | | | | 00:PIN OUT 1357  
| | | | | | 50:PIN OUT 1267  
| | | | | +--- NOMINAL VOLTAGE:  
| | | | | 05:5VDC  
| | | | | 12:12VDC  
| | | | | 24:24VDC  
| | | | +--- CONTACT FORM:  
| | | | 1A:OPEN TYPE, 1 FORM A  
| | +--- FUNCTION:  
| | 0:NORMAL FUNCTION  
| | D:WITH DIODE TYPE  
| +--- TYPE:  
| 1:SIP TYPE  
+--- MODEL NAME

EDR 2 0 1A 05 00 Z  
| | | | | | |  
| | | | | | +--- Z:RoHS Compliance  
| | | | | | +--- SPECIAL CODE:00~99  
| | | | | +--- NOMINAL VOLTAGE:  
| | | | | 05:5VDC  
| | | | | 12:12VDC  
| | | | | 24:24VDC  
| | | | +--- CONTACT FORM:  
| | | | 1A:OPEN TYPE, 1 FORM A  
| | | | 2A:OPEN TYPE, 2 FORM A  
| | | | 1B:CLOSE TYPE, 1 FORM B  
| | | | 1C:1 OPEN 1 CLOSE TYPE, 1 FORM C  
| | +--- FUNCTION:  
| | 0:NORMAL FUNCTION  
| | D:WITH DIODE TYPE  
| | H:HIGH INSUALTION  
| +--- TYPE:  
| 2:DIP TYPE  
| 3:SMD TYPE  
+--- MODEL NAME

## SPECIFICATIONS

### ● COIL RATING

Contact form	Nominal Voltage (VDC)	Max. Operate Voltage (VDC)	Pull-in Voltage (VDC)	Dropout Voltage (VDC)	※Coil Resistance( $\Omega$ )	Nominal input power(mW)
<b>1A</b>	5	16	3.75	0.8	500±10%	50
	12	20	9.00	1.0	1000±10%	144
	24	32	18.00	2.0	2150±10%	268
<b>2A</b>	5	11	3.75	0.8	140±10%	179
	12	20	9.00	1.0	500±10%	288
	24	32	18.00	2.0	2150±10%	268
<b>1B</b>	5	6	3.75	0.8	500±10%	50
	12	14.5	9.00	1.0	1000±10%	144
	24	29	18.00	2.0	2150±10%	268
<b>1C</b>	5	11	3.75	0.8	200±10%	125
	12	20	9.00	1.0	500±10%	288
	24	32	18.00	2.0	2150±10%	268

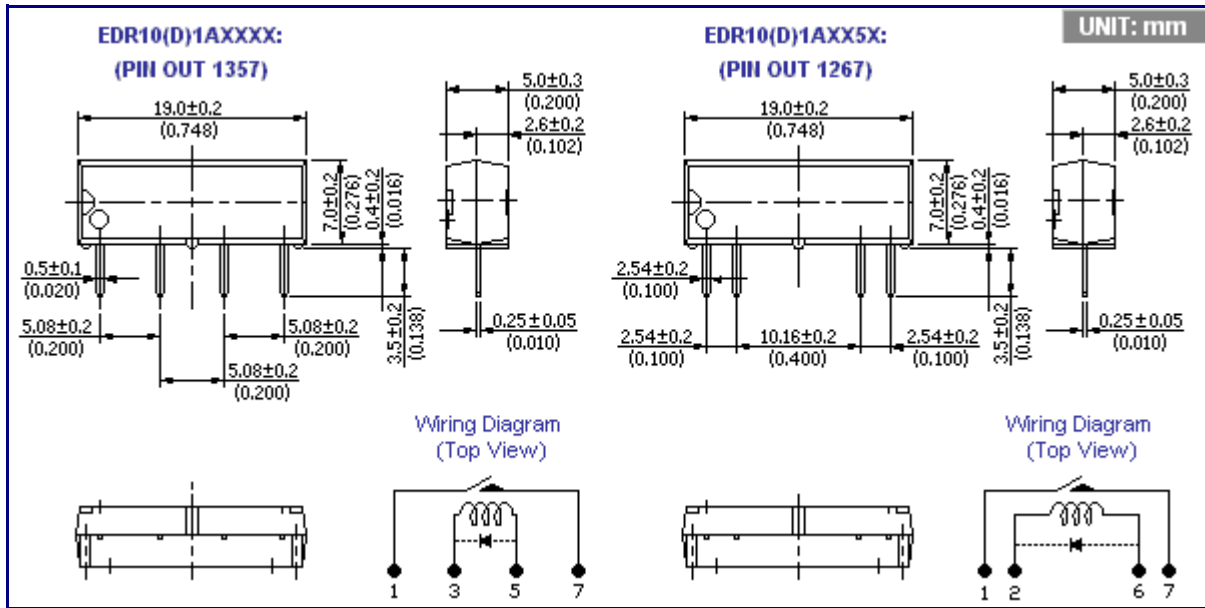
※Special design are available on request.

### ● CONTACT RATING

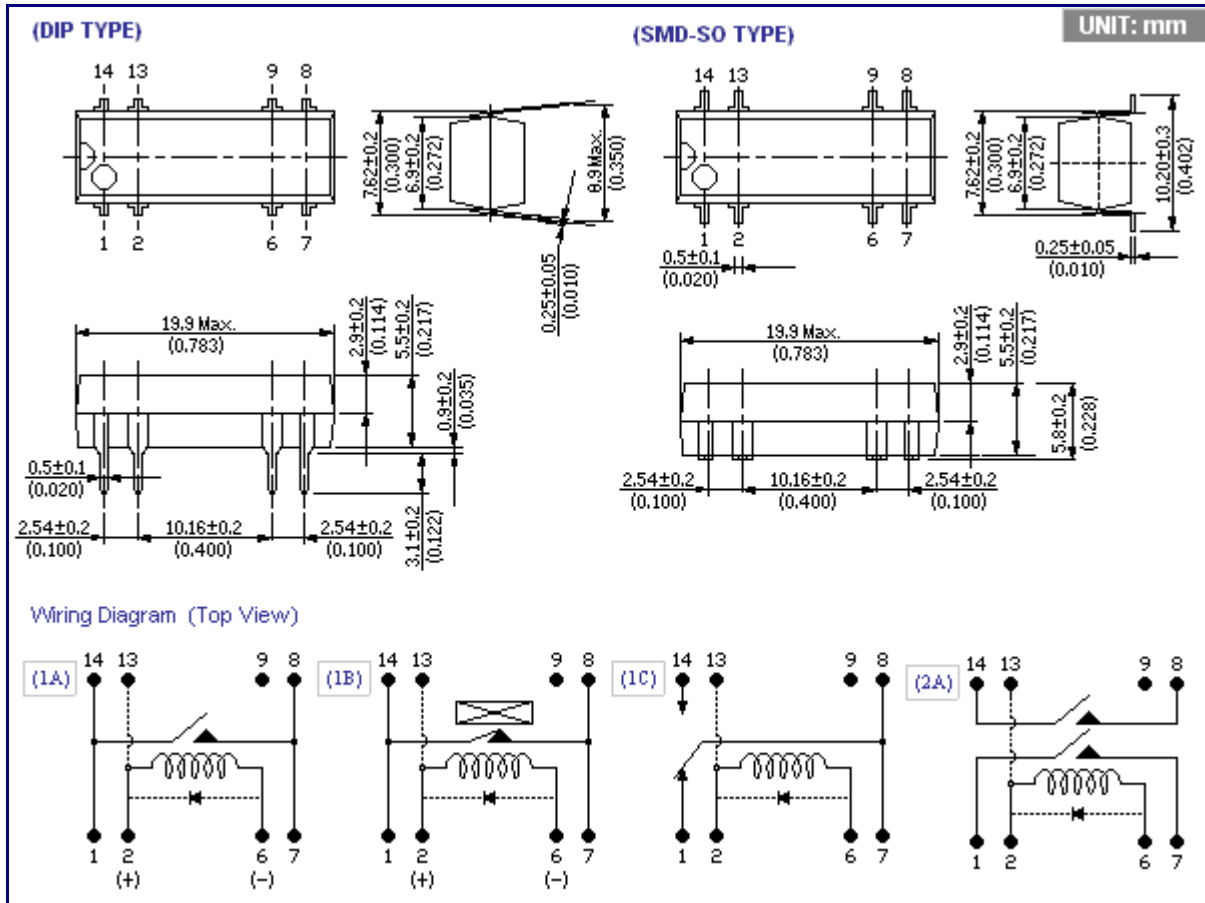
Contact form		1A	2A	1B	1C
<b>Switching current</b>		0.5 ADC Max.	0.5 ADC Max.	0.5 ADC Max.	0.2 ADC Max.
<b>Carry current</b>		1.0 ADC Max.	1.0 ADC Max.	1.0 ADC Max.	0.5 ADC Max.
<b>Switching power</b>		10 VA Max.	10 VA Max.	10 VA Max.	3 VA Max.
<b>Electrical life</b>		1x10 <sup>8</sup> (Ref 10VDC,10mA)	1x10 <sup>8</sup> (Ref 10VDC,10mA)	1x10 <sup>8</sup> (Ref 10VDC,10mA)	5x10 <sup>7</sup> (Ref 5VDC,1mA)
<b>Contact resistance</b>		150m $\Omega$ Max.	150m $\Omega$ Max.	150m $\Omega$ Max.	150m $\Omega$ Max.
<b>Operate time</b> (including bounce time)		1.0ms Max.	1.0ms Max.	1.0ms Max.	1.5ms Max.
<b>Release time</b>		0.5ms Max.	0.5ms Max.	0.5ms Max.	2.0ms Max.
<b>Maximum voltage</b>		100 VDC Max.	100 VDC Max.	100 VDC Max.	30 VDC Max.
<b>Insulation resistance</b> (at 100 VDC)		10 <sup>10</sup> $\Omega$ Min.	10 <sup>10</sup> $\Omega$ Min.	10 <sup>10</sup> $\Omega$ Min.	10 <sup>9</sup> $\Omega$ Min.
<b>Dielectric strength</b>	<b>Coil to contact</b>	1400 VDC Min. (General) 4000 VDC Min. (High insulation)	1400 VDC Min.	1400 VDC Min.	1400 VDC Min.
	<b>Across contacts</b>	250 VDC Min.	250 VDC Min.	250 VDC Min.	150 VDC Min.
<b>Temperature range</b>					
Operating temperature		-40°C ~ +85°C	-40°C ~ +85°C	-40°C ~ +85°C	-40°C ~ +85°C
Storage temperature		-55°C ~ +125°C	-55°C ~ +125°C	-55°C ~ +125°C	-55°C ~ +125°C
<b>Shock resistance</b>		30G Min.	30G Min.	30G Min.	30G Min.

# DIMENSIONS

## SIP TYPE

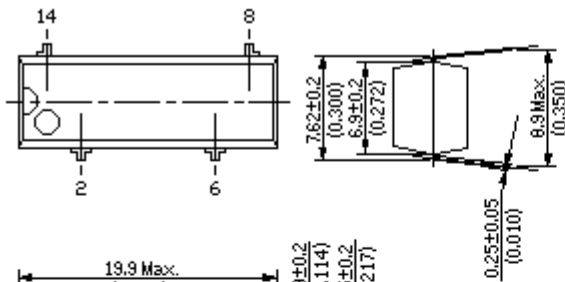


## DIP TYPE / SMD TYPE



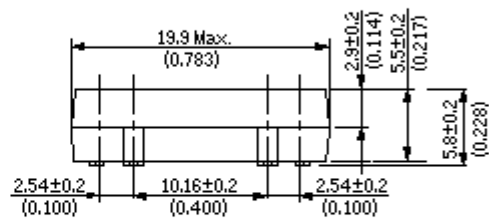
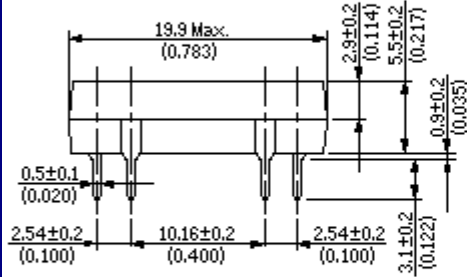
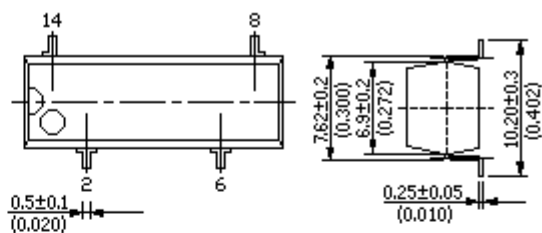
# HIGH INSULATION TYPE

(DIP TYPE)

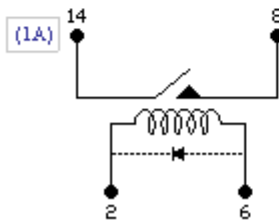


(SMD-SO TYPE)

UNIT: mm



Wiring Diagram (Top View)



Wiring Diagram (Top View)

