

Transmittal, reproduction, dissemination and/or editing of this document as well as utilization of its contents and communication thereof to others without express authorization are prohibited.

未经允许禁止传输、复制、编辑该文档，以及利用其内容进行交流

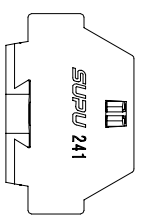
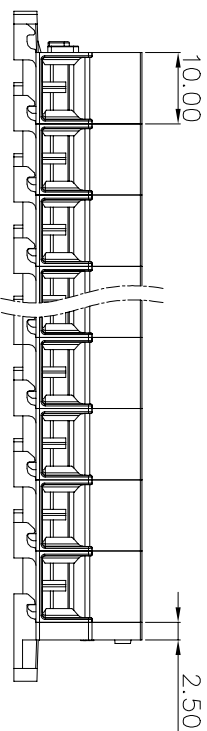
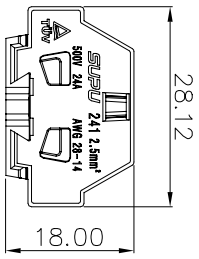
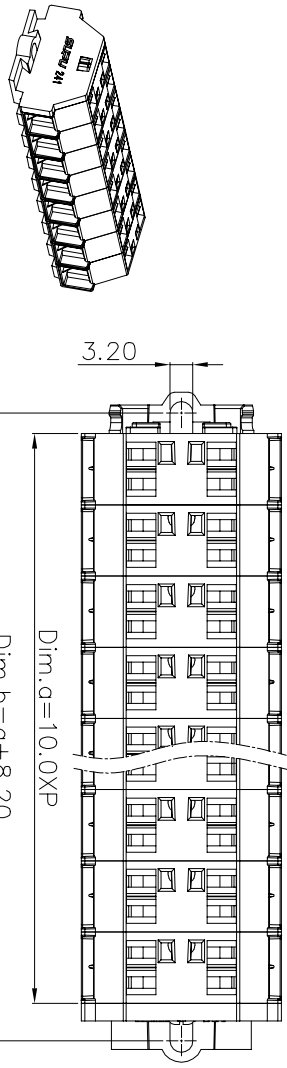
REVISION RECORD			
REV	ECN	DESCRIPTION	DRFT DATE

HOW TO ORDER:

2412XX/XXX

Series No. Poles: 02:02 contacts
03:03 contacts
...
20:20 contacts

Color: NA: Grey
002: Orange
008: Light grey



线数	Dim. a	Dim. b
2	20.00±0.30	28.20±0.30
3	30.00±0.50	38.20±0.50
4	40.00±0.50	48.20±0.50
5	50.00±0.50	58.20±0.50
6	60.00±0.70	68.20±0.70
7	70.00±0.70	78.20±0.70
8	80.00±0.70	88.20±0.70
9	90.00±0.70	98.20±0.70
10	100.0±1.00	108.20±1.00
11	110.0±1.00	118.20±1.00
12	120.0±1.00	128.20±1.00
13	130.0±1.00	138.20±1.00
14	140.0±1.00	148.20±1.00
15	150.0±1.00	158.20±1.30
16	160.0±1.30	168.20±1.30
17	170.0±1.30	178.20±1.30
18	180.0±1.30	188.20±1.30
19	190.0±1.30	198.20±1.30
20	200.0±1.60	208.20±1.60

NOTES:

UL/CUL Standard

1. Conductor cross section : 28~14AWG

2. Rated Voltage/Current :

Use group	B	C	D
Rated voltage(V)	300	300	
Rated current(A)	15	15	

Material:

Insulator	PA66	UL94 V-0
Conductor	Copper alloy	Sn Plated
Spring	Stainless Steel	

IEC Standard

1. Conductor cross section :

Wire range(Solid/Stranded)	0.2-2.5mm ²	0.2-2.5mm ²	0.2-2.5mm ²
Solid	0.2-2.5mm ²	0.2-2.5mm ²	0.2-2.5mm ²
Stranded	0.2-2.5mm ²	0.2-2.5mm ²	0.2-2.5mm ²
Stranded with ferrules	0.2-1.5mm ²	0.2-1.5mm ²	0.2-1.5mm ²
Stranded with plastic sleeve	0.2-1.5mm ²	0.2-1.5mm ²	0.2-1.5mm ²
Stranded with ferrules with plastic sleeve	0.2-1.5mm ²	0.2-1.5mm ²	0.2-1.5mm ²

General information:

1. Dimension shall be interpreted per ASME Y14.5-2009

2. Pitch : 10.0mm, Poles : 02~20P

3. Stripping length : 8~9mm

4. Operating temperature: -40°C~+105°C

5. ROHS Compliance

6. Undimensioned Tolerances:

2. Rated Voltage/Current :

Surge voltage category	III
Pollution degree	3
Rated surge voltage(KV)	6
Rated voltage(V)	500
Rated current(A)	24

Pitch Range	mm	Nominal Dimension	Range	mm
Over	6	10	30	60
To	10	10	60	100
Over	10	24	30	60
To	10	30	60	100
Over	10	24	30	60
To	10	30	60	100

Connection method:

1. For Solid wire, peeling wire in right length, push down spring to clapt the wire.

2. For stranded wire, connect directly after peeling in right length, or wire furrled and fix in by pushing the spring.

订货号	2412XX/XXX	名称	241端子-侧面带固定器	未注公差		表面	
项目	签字	日期	图号	版本号	重量	比例	
设计	SZ	02/20/23"	PRM003555	Revision Number	Weight	Scale	
审核	LXW	02/20/23"	Material	Notes			
工艺	-	-	物料号	第1页/共1页			
Process	-	-	06:411064312...				
标准化	-	-	LC:411064323...				
批准	XJ	02/20/23"					
Approve							

原图号	Old Draw. No.
底图总号	Assembly No.
借用件登记	Common Part

1	2	3	4	5	6	7	8
---	---	---	---	---	---	---	---