

BLM41PG750SN1#

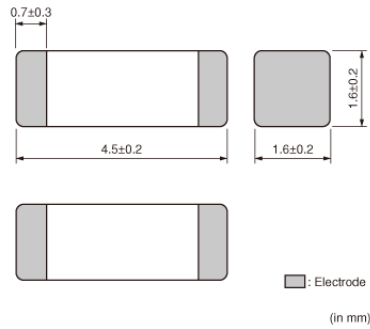
“#” indicates a package specification code.



< List of part numbers with package codes >

BLM41PG750SN1B BLM41PG750SN1K BLM41PG750SN1L

Appearance & Shape



Features

- 1.The chip ferrite beads BLM series is designed to function nearly as a resistor at noise frequencies, which greatly reduces the possibility of resonance and leaves signal wave forms undistorted. BLM series is effective in circuits without stable ground lines because BLM series does not need a connection to ground.
- 2.The nickel barrier structure of the external electrodes provides excellent solder heat resistance.
- 3.BLM_P series can be used in high current circuits due to its low DC resistance. It can match power lines to a maximum of 6ADC.

Applications

| | |
|-------------|-------------|
| Other Usage | For general |
|-------------|-------------|

Packaging Information

| Packaging | Specifications | Minimum Order Quantity |
|-----------|---------------------|------------------------|
| B | Bulk(Bag) | 1000 |
| K | 330mm Embossed Tape | 8000 |
| L | 180mm Embossed Tape | 2500 |

Attention

- 1.This datasheet is downloaded from the website of Murata Manufacturing Co., Ltd. Therefore, it's specifications are subject to change or our products in it may be discontinued without advance notice. Please check with our sales representatives or product engineers before ordering.
- 2.This datasheet has only typical specifications because there is no space for detailed specifications. Therefore, please review our product specifications or consult the approval sheet for product specifications before ordering.

BLM41PG750SN1#

“#” indicates a package specification code.



Specifications

| | |
|---------------------------------|----------------|
| Shape | SMD |
| Size Code (in mm) | 4516 |
| Size Code (in inch) | 1806 |
| Length | 4.5mm |
| Length Tolerance | ±0.2mm |
| Width | 1.6mm |
| Width Tolerance | ±0.2mm |
| Thickness | 1.6mm |
| Thickness Tolerance | ±0.2mm |
| Impedance (at 100MHz) | 75Ω |
| Impedance (at 100MHz) Tolerance | (Typ.) |
| Rated Current (at 85°C) | 3.5A |
| Rated Current (at 125°C) | 2.45A |
| DC Resistance(max.) | 0.015Ω |
| Operating Temperature Range | -55°C to 125°C |
| Mass(typ.) | 0.051g |
| Number of Circuit | 1 |

Attention

1.This datasheet is downloaded from the website of Murata Manufacturing Co., Ltd. Therefore, it's specifications are subject to change or our products in it may be discontinued without advance notice. Please check with our sales representatives or product engineers before ordering.

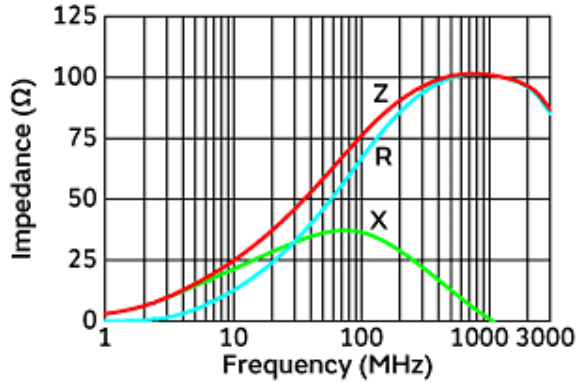
2.This datasheet has only typical specifications because there is no space for detailed specifications.

Therefore, please review our product specifications or consult the approval sheet for product specifications before ordering.

BLM41PG750SN1#

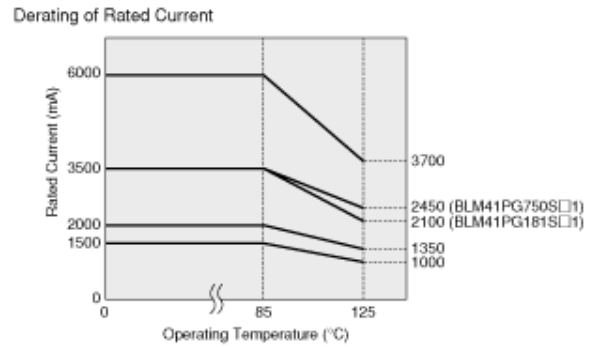
"#" indicates a package specification code.

Product Data



Impedance-Frequency Characteristics

In operating temperature exceeding +85°C, derating of current is necessary for BLM41PG series. Please apply the derating curve shown in chart according to the operating temperature.



Derating of Rated Current



Equivalent Circuit

Attention

- 1.This datasheet is downloaded from the website of Murata Manufacturing Co., Ltd. Therefore, it's specifications are subject to change or our products in it may be discontinued without advance notice. Please check with our sales representatives or product engineers before ordering.
- 2.This datasheet has only typical specifications because there is no space for detailed specifications. Therefore, please review our product specifications or consult the approval sheet for product specifications before ordering.