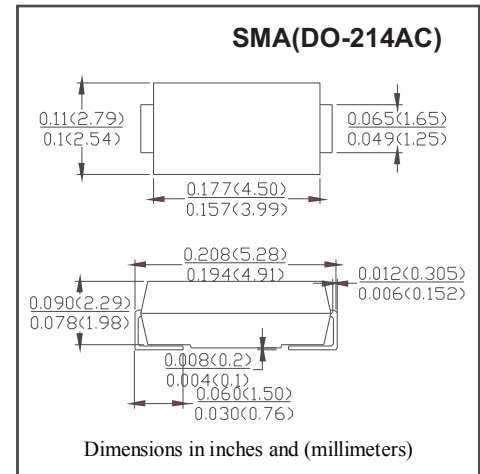


SURFACE MOUNT SCHOTTKY BARRIER RECTIFIER

FEATURES

- Plastic package has Underwrites Laboratory Flammability Classification 94V-0
- Metal silicon junction, majority carrier conduction
- For surface mount applications
- Guard ring for over voltage protection
- Low power loss, high efficiency
- High current capability, Low forward voltage drop
- High surge capability
- For use in low voltage, high frequency inverters,
- Free wheeling, and polarity protection applications
- High temperature soldering guaranteed:
250 °C/10 seconds at terminals



MECHANICAL DATA

- Case: JEDED SMA (DO-214AC) molded plastic body
- Terminals: Solder Plated, solderable per MIL-STD-750 Method 2026
- Polarity: Color band denotes cathode end
- Weight: 0.002ounce, 0.064 gram

MAXIMUM RATINGS AND ELECTRICAL CHARACTERISTICS

Ratings at 25°C ambient temperature unless otherwise specified. Single phase, half wave, 60Hz, resistive or inductive load for capacitive load derate current by 20%..

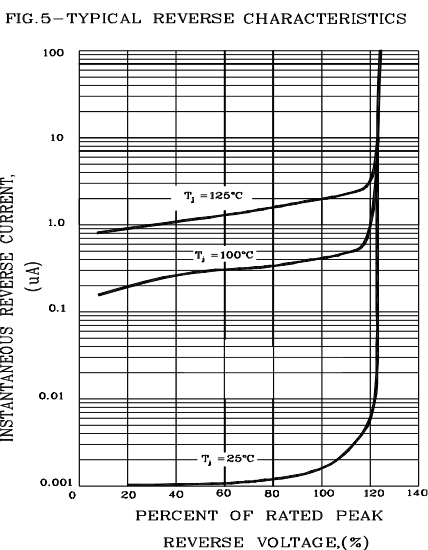
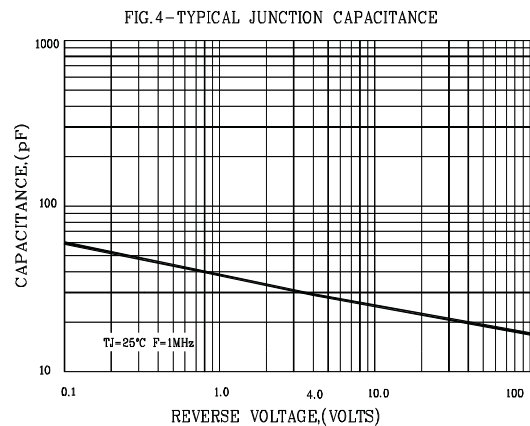
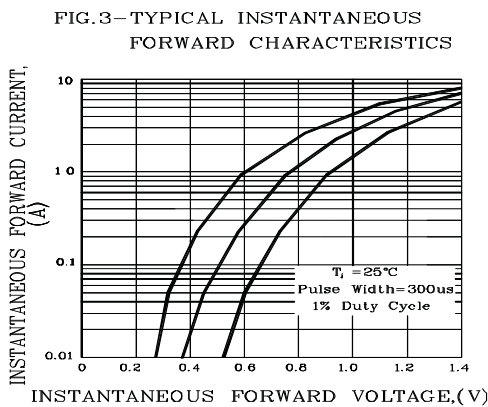
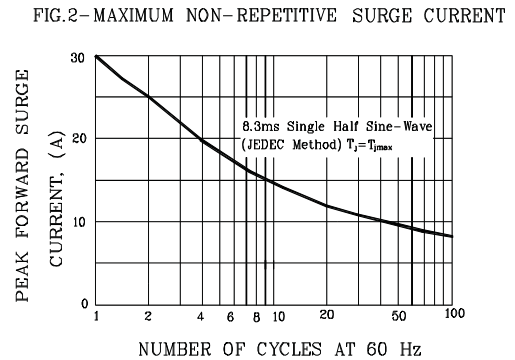
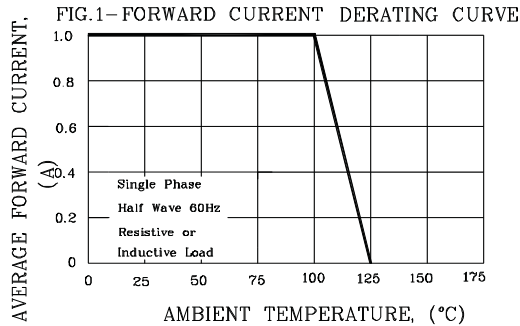
	SYMBOLS	SS12	SS13	SS14	SS15	SS16	SS18	SS19	SS110	UNITS	
Maximum Repetitive Peak Reverse Voltage	V _{RMM}	20	30	40	50	60	80	90	100	Volts	
Maximum RMS Voltage	V _{RMS}	14	21	28	35	42	56	63	70	Volts	
Maximum DC Blocking Voltage	V _{DC}	20	30	40	50	60	80	90	100	Volts	
Maximum Average Forward Rectified Current 0.375"(9.5mm) lead length (see Fig.1)	I(AV)	1.0								Amps	
Peak Forward Surge Current 8.3ms single half sine-wave superimposed on rated load (JEDEC Method)	I _{FSM}	30.0								Amps	
Maximum Instantaneous Forward Voltage of 1.0A (Note 1)	V _F	0.55			0.75		0.85			Volts	
Maximum instantaneous Reverse Current at rated DC blocking voltage (Note 1)	T _A =25 °C	0.5								mA	
	T _A =125 °C	10									
Typical thermal capacitance (Note 2)	R _{QJL}	28.0								°C/W	
	R _{QJA}	88.0									
Operating and Storage Temperature Range	T _J	-65 to +125				-65 to +150					°C
Storage temperature range	T _{STG}	-65 to +150									

NOTES:

- Pulse test: 300µs pulse width, 1% duty cycle.
- P.C.B. Mounted with 0.2*0.2"(5.0*5.0mm) copper pads.

SURFACE MOUNT SCHOTTKY BARRIER RECTIFIER

RATING AND CHARACTERISTIC CURVES SS12 - SS110



Disclaimer

All product, product specifications and data are subject to change without notice to improve reliability, function or design or otherwise.