

# SPECIFICATION

## APPROVAL SHEET



CUSTOMER:  
PRODUCTS: S series -IGBT Snubber capacitor  
CATEGORY: 1.2μF 1250Vdc  
ORDERING CODE: 125J132D21201  
CUSTOMER CODE:  
DATE: Nov 3<sup>rd</sup>, 2022 (Ver 0)

承認印/APPROVAL STAMP	
供方 /VENDER	客戶 /CUSTOMER
Design	Audit
XH.Q Nov.3 <sup>rd</sup> , 2022	WQ.J Nov.3 <sup>rd</sup> , 2022

### Specification Revisions:

Revision Level	Revision Change	Date	Initials

## CABO ELECTRONICS(FOSHAN) LIMITED

TEL: 86-757-8879 3288 FAX: 86-757-8619 7918  
 info@cabonix.com www.cabonix.com

### A Hi-Reliability capacitor brand of China

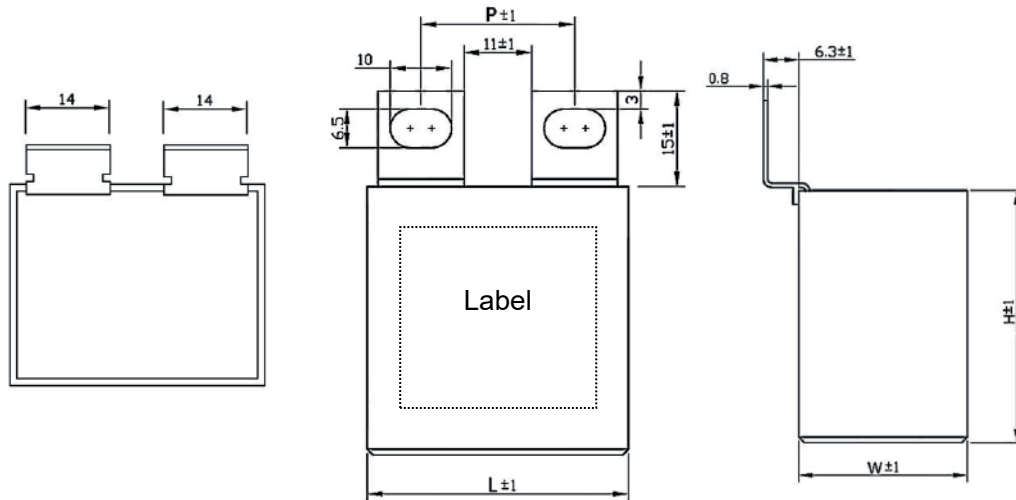
Failure Rate ≤50FIT | 100% Tested Before Delivery



技術圖紙請勿外傳！該產品引用了多項自主技術專利，CABO 保留追究一切技術圖紙外流導致損失的權利。  
 Confidential and invention patents are contained in CABO solution, disclosure or distribution of this specification is prohibited.

### S series - IGBT Snubber Capacitor

1.2 $\mu$ F1250Vdc Ordering code:125J132D21201



L(Length)	W(Width)	H(Height)	P(Pitch)	Installing range
42	30	45	25	22-29 (M6)

Dimensions in mm, unspecified dimensions tolerance  $\pm 1$ mm

### 技術參數 Technical specification

Electrical Characteristics	
Capacitance ( $C_n$ )	1.2 $\mu$ F
Capacitance tolerance	$\pm 5\%$ (J)
Rated voltage ( $U_n$ )	1250Vdc
RMS current ( $I_{rms}$ )	17A
Pulse current ( $I_p$ )	1200A $dv/dt > 1000V/\mu s$
ESR	$< 3.2m\Omega$
Dissipation factor	$\tan \theta \leq 0.0008 @ 10kHz$
ESL	$\leq 25nH$
Insulation Resistance ( $R_i$ )	$R_i \times C > 10000s$
Operating Temperature ( $T_w$ )	$-40 \sim +85^\circ C$
Work life	100,000 Hrs @ $U_n, \leq 70^\circ C$
Humidity (RH)	0~90%
Altitude	$< 4000m$
Protection level	P0
Mechanical and test parameters	
Test voltage - terminals ( $U_{tt}$ )	$1.5U_n$ 10s
Test voltage - terminal/case ( $U_{tc}$ )	/
Enclosure material	Plastic shell
Sealing materials	Epoxy resin (Dry type)
Dielectric medium	Metallized PP film self-healing
Cooling mode	Nature cooling
Fire resistance	UL 94 V-0

肯博電子(佛山)有限公司


CABO Electronics(Foshan)Ltd.

Tel// +86 757 8879 3288

Fax//+86 757 8619 7918

www.CABONIX.com

VER 0



**引用標準 Reference standard**

IEC61071-1/2 , IEC60664-1:2007, UL94, CABO standard

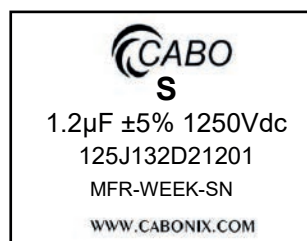
**包裝與運輸 Packing and shipment**

The capacitors are packed into a cardboard box, any kinds of shipment are permitted.  
But the sprinkle of rain or snow and mechanical damage must be avoided.

**標識 Marking**

The capacitor is marked by laser print or stamp or adhesive label,  
With following information:

- 1.Rated capacitance value(1.2 $\mu$ F)
- 2.Rated voltage(1250Vdc)
- 3.Tolerance on rated capacitance(J :  $\pm$ 5%)
- 4.Part number(Code for ordering 125J132D21201)
- 5.Trace code and serial number(MFR-WEEK-SN)

**提醒和警示 Cautions and Warnings**

- (1) The capacitor have not discharge resistors between terminals, so the energy stocked in the capacitor may be lethal, before handle capacitors please discharge through resistor, short-circuit the capacitor is not permit.
- (2) Check thickness of the connections/terminals periodically.
- (3) Do not use or store capacitors in corrosive atmosphere, especially where chloride gas, sulfide gas, acid, alkali, salt or the like are present. In the dusty environment regular maintenance and cleaning especially of the terminals is required to avoid conductive path between phases.
- (4) All the data measured at Room Temperature(R.T. 23 $\pm$ 8 $^{\circ}$ C) unless otherwise specified.
- (5) CABO is not responsible for any damages, which are caused by the improper installation and application. Before using the capacitor in any application, please read carefully this technical data-sheet.
- (6) Specifications are subject to change without prior notice. Don't hesitate to contact us for any doubts and more detail information.

