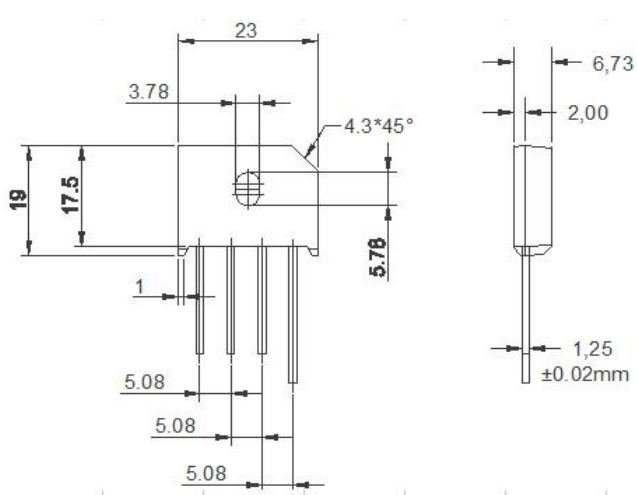


10A Glass Passivated Single-Phase Bridge Rectifier

特征/Features	外形尺寸/Outline Dimensions
<ul style="list-style-type: none"> ◆ GPP芯片 Glass passivated chip ◆ 低反向漏电流 Low Reverse Leakage Current ◆ 高耐浪涌电流能力 High surge current capability ◆ 接线端与壳体间绝缘耐压2500V Case to Terminal Isolation Voltage 2500V 	<p>Case: KBU Series Dimensions in millimeters</p> 
机械参数/Machanical Data	
<ul style="list-style-type: none"> ◆ 本体: 塑封 Case: plastic package ◆ 标识/极性: 本体标记 Marking / Polarity: Marked on Body ◆ 重量: 约克 Weight: About 6.66 grams ◆ Marking: KBU10A-KBU10M 	

极限值/Maximum Ratings and Thermal Characteristics @ Ta = 25°C unless otherwise noted

符号 Symbol	特性 Characteristic	KBU10							单位 Unit
		A	B	D	G	J	K	M	
VRRM	最大反向重复峰值电压 Maxmum Recurrent Peak Reverse Voltage	50	100	200	400	600	800	1000	V
IF (AV)	平均整流输出电流 Average Forward Output Rectified Current@Ta =85°C	10							A
VF	正向峰值电压 Forward Voltage Per Leg @IFM =10.0A	1.1							V
IFSM	正向浪涌电流 Peak Forward Surge Current 8.3ms Single Half Sine-wave superimposed on rated load	200							A
IR	反向漏电流 Maximum DC reverse current at rated DC blocking voltage per leg	5 500							uA
i ² t	热容值 Rating for fusing (t<8.3ms)	166							A ² S
Visol	绝缘耐压 Rms isolation voltage from case to leads	2500							V
RθJC	热阻 Maximum thermal resistance per leg	4.2							°C/W
Tj, TSTG	结温, 存储条件 Operating Junction and storage temperature range	-55~150							°C

Note:
 (1) Junction to case with heatsink
 (2) Recommended mounting position is to bolt down on heatsink with silicone thermal compound for maximum heat transfer with M3 screw .

10A Glass Passivated Single-Phase Bridge Rectifier

■ 特性曲线 (典型) **Characteristics(Typical)**

Fig 1-forwardCurrent derating Curve
图1正向电流降额曲线

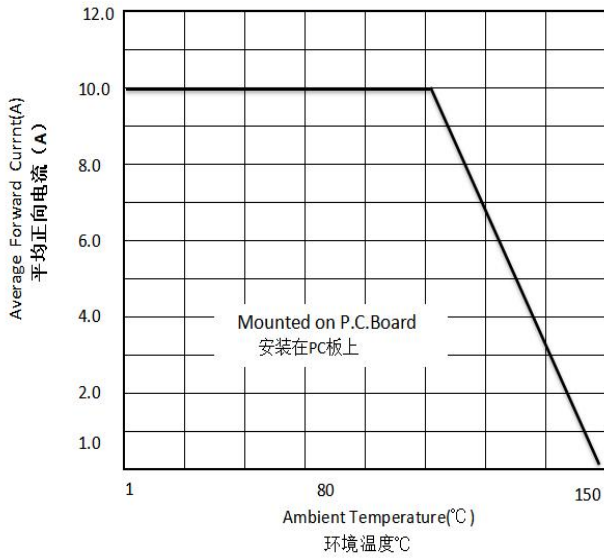


Fig.2-Maximum Non-Repetitive Surge Current
图2最大不重复正向浪涌曲线

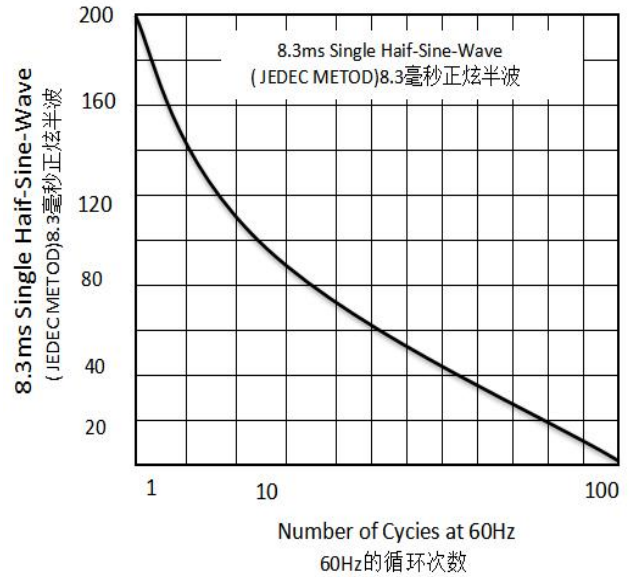


Fig.3-Typical Reverse Characteristics
图3.典型的反向特性

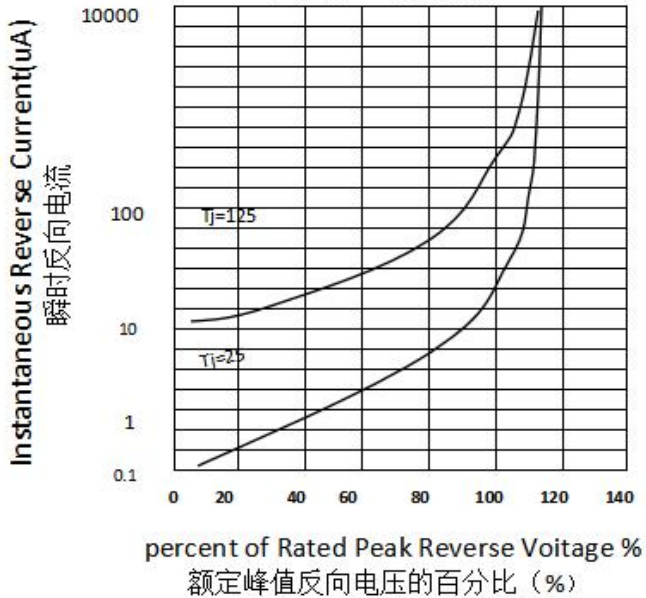


Fig.4-Typical Forward Characteristics
图4.典型的正向特性

