

SPECIFICATION

APPROVAL SHEET



CUSTOMER:
PRODUCTS: LM series - DC link capacitors
CATEGORY: 1.5μF 900Vdc
ORDERING CODE: 155K901D21101
CUSTOMER CODE:
DATE: Oct 30th, 2022 (Ver 0)

承認印/APPROVAL STAMP	
供方 /VENDER	客戶 /CUSTOMER
Design	Audit
J.D Oct.30 th 2022	GQ.Y Oct.30 th , 2022

Specification Revisions:

Revision Level	Revision Change	Date	Initials


CABO ELECTRONICS(FOSHAN) LIMITED

TEL: 86-757-8879 3288 FAX: 86-757-8619 7918

info@cabonix.com www.cabonix.com

A Hi-Reliability capacitor brand of China

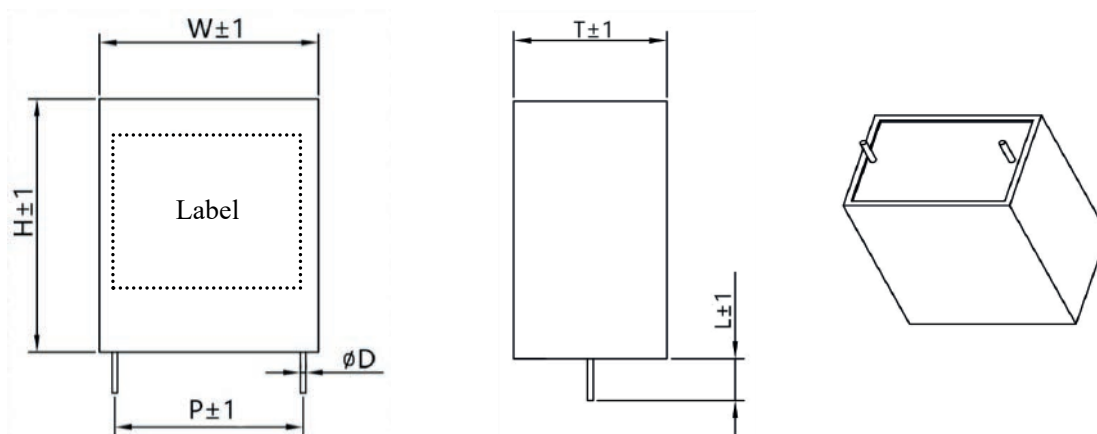
Failure Rate ≤50FIT | 100% Tested Before Delivery



技術圖紙請勿外傳！該產品引用了多項自主技術專利，CABO 保留追究一切技術圖紙外流导致損失的權利。
 Confidential and invention patents are contained in CABO solution, disclosure or distribution of this specification is prohibited.

LM series DC link Capacitor

1.5 μ F900Vdc Ordering code:155K901D21101



W(Width)	T(Thickness)	H(Height)	P(Pitch)	D(diameter)	L(Length)
31	14	24.5	27.5	0.8	4

Dimensions in mm, unspecified dimensions tolerance ± 1 mm

技術參數 Technical specification

Electrical Characteristics	
Capacitance(C_n)	1.5 μ F
Capacitance tolerance	$\pm 10\%$ (K)
Rated Voltage(U_n)	900Vdc
RMS Current (I_{rms})	6.5A @10kHz, 70 $^{\circ}$ C
Peak Current (I_{peak})	112.5A $Dv/Dt \geq 75V/\mu s$
ESR	$\leq 16.3m\Omega$ @10kHz
Dissipation Factor (Tan δ)	$tg\delta \leq 0.0009$ @1kHz
Ls	<22nH
Operating Temperature (T_w)	-40~105 $^{\circ}$ C*
Storage Temperature (T_s)	-40~85 $^{\circ}$ C
Insulation Resistance (R_i)	$R \times C > 10000s$
Work life	>100,000Hours @ U_n , $\leq 70^{\circ}$ C
Humidity (RH)	0~95%
Altitude	$\leq 3500m$
Mechanical and Test Parameter	
Test voltage between terminals	1350Vdc 10s
Test voltage between terminal/case	3000Vac 60s
Shell material	Frame-retardant plastic shell
Sealing materials	Epoxy resin
Dielectric medium	Metallized polypropylene film
Failure Rate	$\leq 50Fit$
Fire resistance	UL94 V-0

* +85 $^{\circ}$ C to +105 $^{\circ}$ C(case):decreasing factor 1.5% per $^{\circ}$ C for U_n (dc)


肯博電子(佛山)有限公司

CABO Electronics(Foshan)Ltd.

Tel// +86 757 8879 3288

Fax//+86 757 8619 7918

www.CABONIX.com



VER 0

引用標準 Reference standard

IEC60664-1:2007, IEC61071-1/2, UL94, CABO standard

包裝與運輸 Packing and shipment

For the packing box with capacitor, any kinds of shipment are permitted.

But the sprinkle of rain or snow and mechanical damage must be avoided.

標識 Mark

The capacitor is marked by laser print or stamp or adhesive label,

With following information:

1. Rated capacitance value(1.5 μ F)
2. Rated voltage(900Vdc)
3. Tolerance on rated capacitance(K : \pm 10%)
4. Part number(Code for ordering 155K901D21101)
5. Trace code and serial number(MFR-WEEK-SN)

**提醒和警示 Cautions and Warnings**

- (1) The capacitor have not discharge resistors between terminals, so the energy stocked in the capacitor may be lethal, before handle capacitors please discharge through resistor, short-circuit the capacitor is not permit.
- (2) Check thickness of the connections/terminals periodically.
- (3) Do not use or store capacitors in corrosive atmosphere, especially where chloride gas, sulfide gas, acid, alkali, salt or the like are present. In the dusty environment regular maintenance and cleaning especially of the terminals is required to avoid conductive path between phases.
- (4) All the data measured at Room Temperature(R.T. 23 \pm 8 $^{\circ}$ C) unless otherwise specified.
- (5) CABO is not responsible for any damages, which are caused by the improper installation and application. Before using the capacitor in any application, please read carefully this technical data-sheet.
- (6) Specifications are subject to change without prior notice. Don't hesitate to contact us for any doubts and more detail information.

