

KB-2600EW	HIGH EFFICIENCY RED
KB-D100SRW	SUPER BRIGHT RED
KB-2700YW	YELLOW
KB-2800SGD	SUPER BRIGHT GREEN

Features

- UNIFORM LIGHT EMITTING AREA.
- LOW CURRENT OPERATION.
- EASILY MOUNTED ON P.C. BOARDS.
- FLUSH MOUNTABLE.
- EXCELLENT ON/OFF CONTRAST.
- CAN BE USED WITH PANELS AND LEGEND MOUNTS.
- CATEGORIZED FOR LUMINOUS INTENSITY, YELLOW AND GREEN CATEGORIZED FOR COLOR.

Description

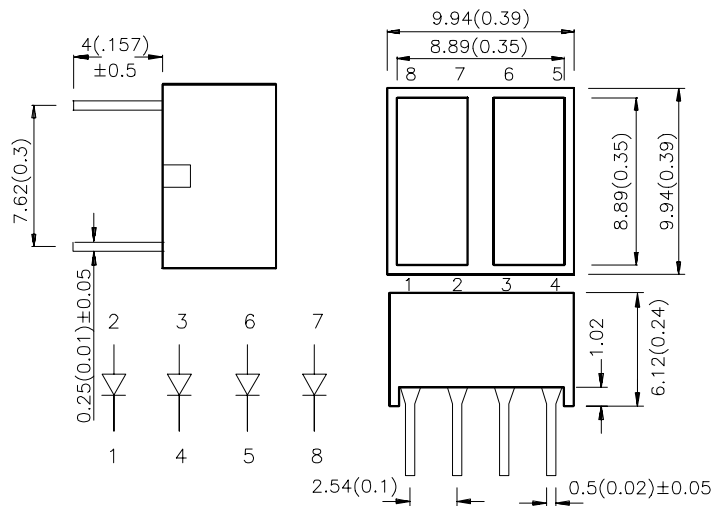
The High Efficiency source color devices are made with Gallium Arsenide Phosphide on Gallium Phosphide Orange Light Emitting Diode.

The Super Bright Red source color devices are made with Gallium Aluminum Arsenide Red Light Emitting Diode.

The Yellow source color devices are made with Gallium Arsenide Phosphide on Gallium Phosphide Yellow Light Emitting Diode.

The Super Bright Green source color devices are made with Gallium Phosphide Green Light Emitting Diode.

Package Dimensions & Internal Circuit Diagram



Notes:

1. All dimensions are in millimeters (inches).
2. Tolerance is $\pm 0.25(0.01)$ unless otherwise noted.
3. Lead spacing is measured where the lead emerge package.
4. Specifications are subject to change without notice.

Selection Guide

Part No.	Dice	Lens Type	Iv (mcd) @ 20 mA	
			Min.	Typ.
KB-2600EW	HIGH EFFICIENCY RED (GaAsP/GaP)	White Diffused	12	50
KB-D100SRW	SUPER BRIGHT RED (GaAlAs)	White Diffused	50	100
KB-2700YW	YELLOW (GaAsP/GaP)	White Diffused	8	40
KB-2800SGD	SUPER BRIGHT GREEN (GaP)	Green Diffused	20	50

Electrical Maximum Ratings at T_A=25°C

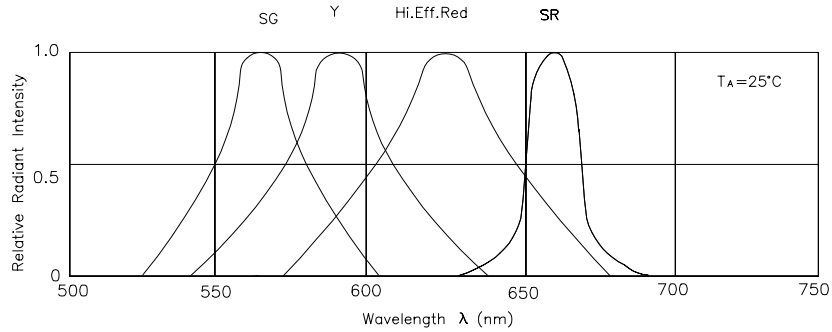
Symbol	Parameter	Device	Typ.	Max.	Units	Test Conditions
λ_{peak}	Peak Wavelength	High Efficiency Red Super Bright Green Yellow Super Bright Red	627 565 590 660		nm	IF=20mA
λ_D	Dominant Wavelength	High Efficiency Red Super Bright Green Yellow Super Bright Red	625 568 588 640		nm	IF=20mA
$\Delta\lambda_{1/2}$	Spectral Line Halfwidth	High Efficiency Red Super Bright Green Yellow Super Bright Red	45 30 35 20		nm	IF=20mA
C	Capacitance	High Efficiency Red Super Bright Green Yellow Super Bright Red	15 15 20 45		pF	VF=0V;f=1MHz
V _F	Forward Voltage	High Efficiency Red Super Bright Green Yellow Super Bright Red	2.0 2.2 2.1 1.85	2.5 2.5 2.5 2.5	V	IF=20mA
I _R	Reverse Current	All		10	uA	VR = 5V

Absolute Maximum Ratings at T_A=25°C

Parameter	High Efficiency Red	Super Bright Green	Yellow	Super Bright Red	Units
Power dissipation	105	105	105	100	mW
DC Forward Current	30	25	30	30	mA
Peak Forward Current [1]	160	140	140	155	mA
Reverse Voltage	5	5	5	5	V
Operating/Storage Temperature	-40°C To +85°C				
Lead Solder Temperature [2]	260°C For 5 Seconds				

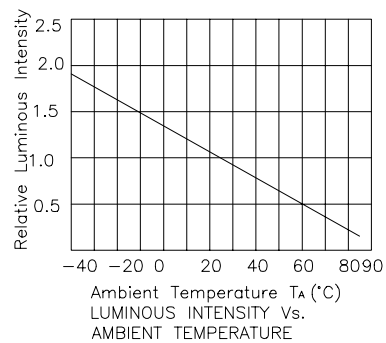
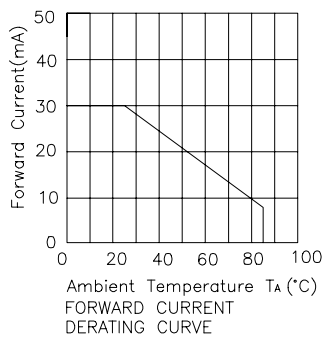
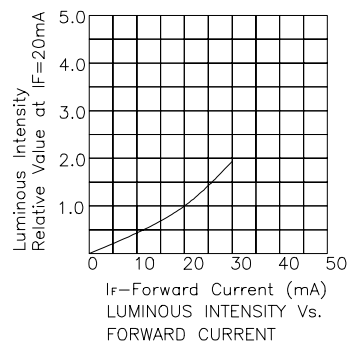
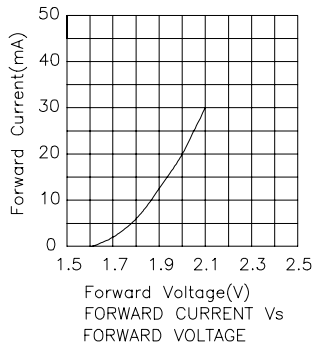
Notes:

- 1/10 Duty Cycle, 0.1ms Pulse Width.
- 4mm below package base.

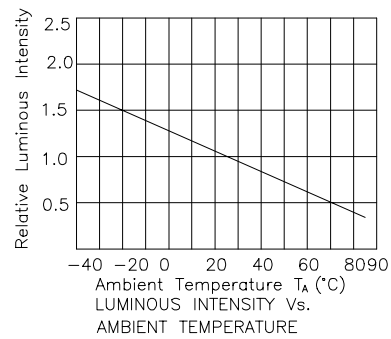
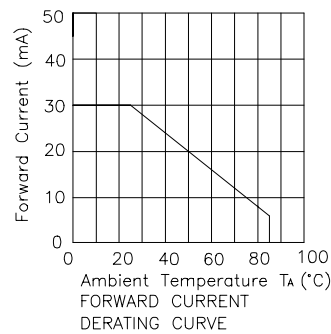
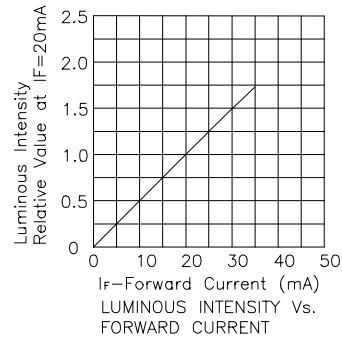
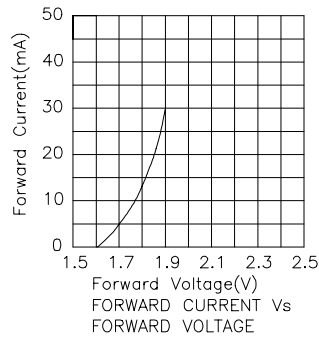


RELATIVE INTENSITY Vs. WAVELENGTH

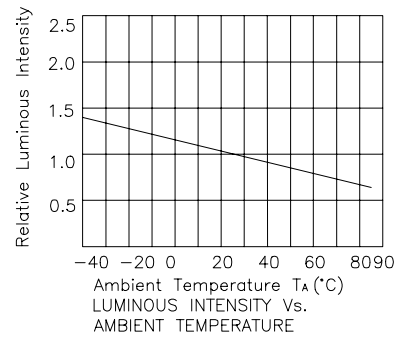
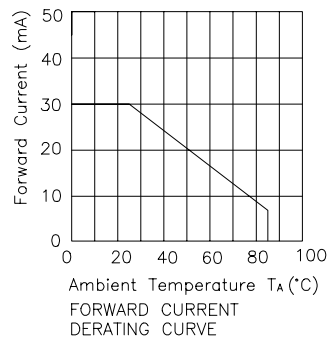
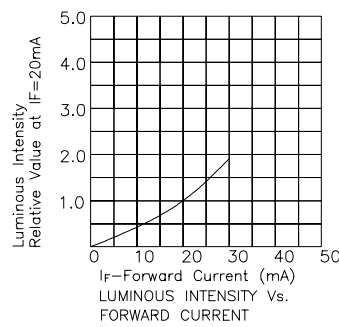
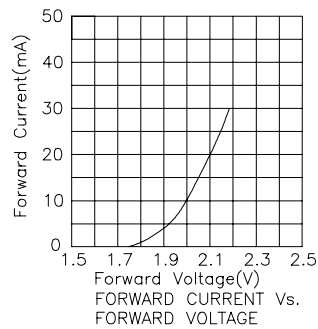
High Efficiency Red KB-2600EW



Super Bright Red KB-D100SRW



Yellow KB-2700YW



Super Bright Green KB-2800SGD

