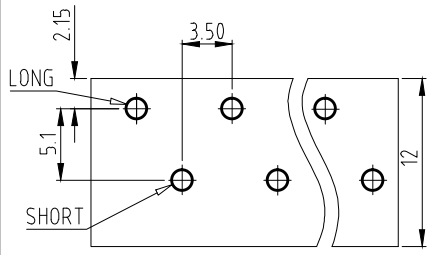


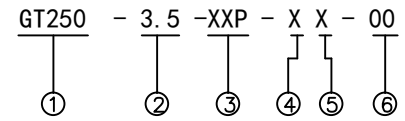
REV	CONTENT	CHK	DATE
V0.0	CONTENT	EXL	20.05.11



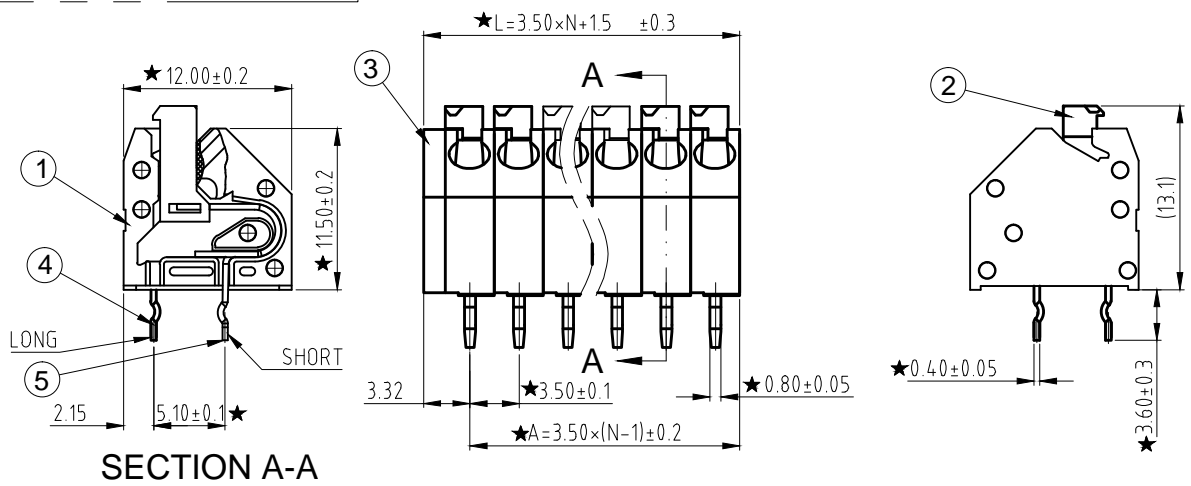
PCB LAYOUT

Electrical :

- 1.Rated Voltage : 300V UL 250V IEC
- 2.Rated Current : 10A 15A
- 3.Wire Range: 22-16AWG 0.2-1.5mm²
- 4.Stripping Length : 10-11mm
- 5.Withstanding Voltage : AC2000V/1Min.
- 6.Operating Temperature : -40 °C~+105°C
- 7.RoHS Compliance
- 8.Safaty Approval :
- 9. "★" is the key quality control point



- ① Sereies NO. ④ 1 Single Pitch
 2 Double Pitch
- ② Pitch ⑤ Color: 1 Grey
 2 Blue
 3 Black
 4 Green
 5 Orange
 6 Red
 7 Transparent
 8 Yellow
 9 White
- ③ Poles
02 02Contacts
03 03Contacts
...
24 24Contacts
- ⑥ Customer Request: 00--standard,
 long Pin-short Pin



SECTION A-A

Total Pitch Tolerances in mm								Nominal dimension range in mm												⊥	=	—	//						
over	over	over	over	over	over	over	over	over	over	over	over	over	over	over	over	over	over	over	over	over	over	over	over	over	over	over	over	over	
0	30	53	70	90	115	150	250	350	500	0	30	53	70	90	115	150	200	250	320	0	over	0	100	over	0	100	150		
to	to	to	to	to	to	to	to	to	to	to	to	to	to	to	to	to	to	to	to	to	to	to	to	to	to	to	to		
±0.18	±0.20	±0.25	±0.3	±0.35	±0.44	±0.60	±0.70	±0.85	±0.20	±0.25	±0.30	±0.35	±0.44	±0.55	±0.70	±0.80	±0.90	0.2	0.3	0.3	0.3	0.2	0.3	0.5	0.3	0.3	0.2	0.3	0.5

5	SPRING COIL	XXXXXX	P	STAINLESS	
4	SOLDER PIN	XXXXXX	P	BRASS	Sn Plated
3	END COVER	XXXXXX	1	PA66(UL94V-0)	GREEN
2	LEVER	XXXXXX	P	POM-V2	ORANGE
1	HOUSING	XXXXXX	P	PA66(UL94V-0)	GREEN
ITEM	NAME OF PART	NO. OF PART	Q"TY	MATERIAL	NOTE
DWG.	CXL	DATE	20.05.11	SIZE	A4 UNITS mm SHEET/OF 1 / 1
CHK.	DATE			SCALE	1:1
APP.	DATE			NAME	GT250-3.5-XXP-XX-00
			NINGBO GOLTEN ELECTRONICS CO., LTD.		
DWGNO.		XXXX			