

3W/5W, AC-DC converter



CE Report
EN62368-1

UK
CA
BS EN 62368-1

RoHS



FEATURES

- Universal 85 - 264V AC or 100 - 370V DC input voltage
- Operating ambient temperature range: -40°C to +70°C
- High I/O isolation test voltage up to 4000VAC
- Regulated output, Low output ripple & noise
- Output short circuit, over-current, over-voltage protection
- High efficiency, high reliability
- Plastic case meets UL94V-0 flammability
- EMI performance meets CISPR32 / EN55032 CLASS B

LDE03/05-20Bxx series is one of Mornsun's compact size power converters. It features universal AC input and at the same time accepts DC input voltage, low power consumption, high efficiency, high reliability and double or reinforced insulation. It offers good EMC performance compliant to CISPR32/EN55032, UL/EN/IEC62368 standards. The converters are widely used in LED, street lamp control, industrial, office and civil applications. For extremely harsh EMC environment, we recommend using the application circuit show in Design Reference of this datasheet.

Selection Guide

Certification	Part No.*	Output Power	Nominal Output Voltage and Current (Vo/Io)	Efficiency at 230VAC (%) Typ.	Capacitive Load (uF)Max.
EN	LDE03-20B03	3.3W	3.3V/700mA	66	6000
	LDE03-20B05		5V/600mA	74	6000
	LDE03-20B09		9V/330mA	75	1500
	LDE03-20B12		12V/250mA	77	1500
	LDE03-20B15		15V/200mA	77	1000
	LDE03-20B24		24V/125mA	78	330
	LDE05-20B03	5W	3.3V/1000mA	68	5000
	LDE05-20B05		5V/1000mA	75	5000
	LDE05-20B09		9V/560mA	77	1200
	LDE05-20B12		12V/420mA	79	1200
	LDE05-20B15		15V/330mA	79	1000
	LDE05-20B24		24V/210mA	81	330

Note: * Use suffix "A2S" for chassis and suffix "A4S" for DIN-Rail mounting.

Input Specifications

Item	Operating Conditions	Min.	Typ.	Max.	Unit
Input Voltage Range	AC input	85	--	264	VAC
	DC input	100	--	370	VDC
Input Frequency		47	--	63	Hz
Input Current	LDE03	115VAC	--	80	mA
		230VAC	--	45	
	LDE05	115VAC	--	130	
		230VAC	--	70	
Inrush Current	115VAC	--	10	--	A
	230VAC	--	20	--	
Leakage Current	240VAC/50Hz	0.25mA RMS Max.			
Recommended External Input Fuse		1A/250V, Slow-blow, required			
Hot Plug		Unavailable			

Output Specifications

Item	Operating Conditions		Min.	Typ.	Max.	Unit
Output Voltage Accuracy	3.3V output		--	±3	--	%
	Others		--	±2	--	
Linear Regulation	Full load		--	±0.5	--	
Load Regulation	0% - 100% load		--	±1	--	
Ripple & Noise*	20MHz bandwidth (peak-to-peak value)		--	50	100	mV
Temperature Drift Coefficient			--	±0.02	--	%/°C
Short Circuit Protection			Hiccup, continuous, self-recovery			
Over-current Protection	LDE03		≥150% Io, self-recovery			
	LDE05		≥120% Io, self-recovery			
Over-voltage Protection	3.3/5VDC output		≤7.5VDC			
	9VDC output		≤15VDC			
	12/15VDC output		≤20VDC			
	24VDC output		≤30VDC			
Minimum Load			0	--	--	%
Hold-up Time	LDE03	115VAC input	--	10	--	ms
		230VAC input	--	60	--	
	LDE05	115VAC input	--	5	--	
		230VAC input	--	50	--	

Note: * The "parallel cable" method is used for ripple and noise test, please refer to AC-DC Converter Application Notes for specific information.

General Specifications

Item	Operating Conditions		Min.	Typ.	Max.	Unit
Isolation	Input-output	Electric Strength Test for 1min., leakage current < 5mA	4000	--	--	VAC
Operating Temperature			-40	--	+70	°C
Storage Temperature			-40	--	+105	
Storage Humidity			--	--	95	%RH
Soldering Temperature	Wave-soldering		260 ± 5°C; time: 5 - 10s			
	Manual-welding		360 ± 10°C; time: 3 - 5s			
Switching Frequency			--	100	--	kHz
Power Derating	LDE03	-40°C to -25°C	1.0	--	--	%/°C
		+55°C to +70°C	1.0	--	--	
	LDE05	-40°C to 0°C	1.13	--	--	
		+55°C to +70°C	3.0	--	--	
	LDE05	85VAC - 100VAC	1.0	--	--	%/VAC
Safety Standard			EN/BS EN62368-1(Report) safety approval			
Safety Class			CLASS II			
MTBF			MIL-HDBK-217F@25°C ≥300,000 h			

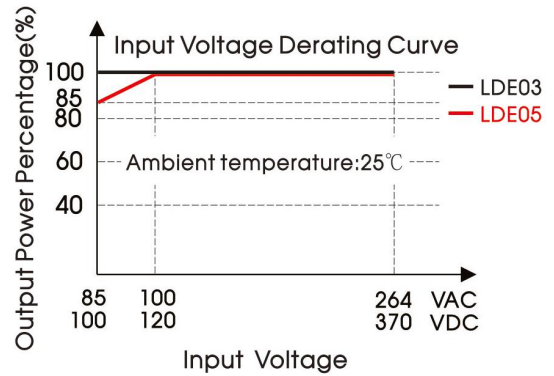
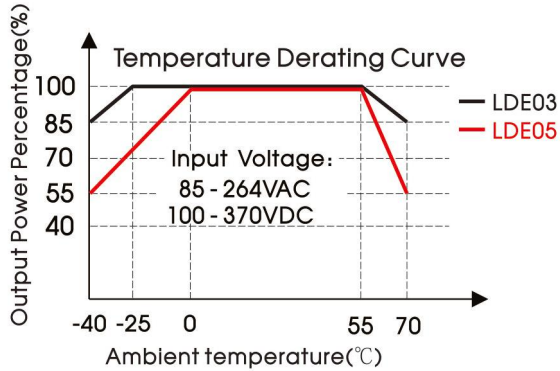
Mechanical Specifications

Case Material	Black plastic, flame-retardant and heat-resistant (UL94V-0)	
Dimensions	DIP	37.00 x 24.50 x 18.00 mm
	A2S chassis mounting	76.00 x 31.50 x 26.80 mm
	A4S Din-Rail mounting	76.00 x 31.50 x 31.40 mm
Weight	DIP	25g (Typ.)
	A2S chassis mounting	47g (Typ.)
	A4S Din-Rail mounting	69g (Typ.)
Cooling method	Free air convection	

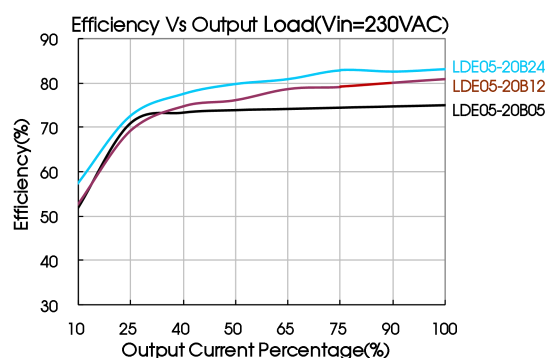
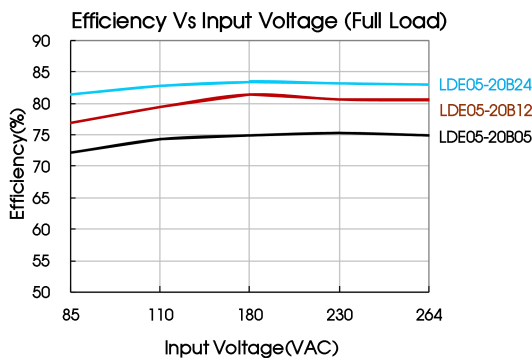
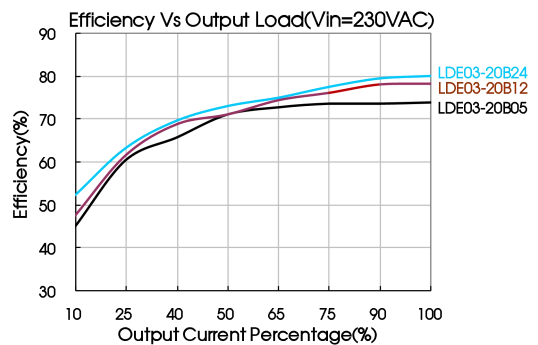
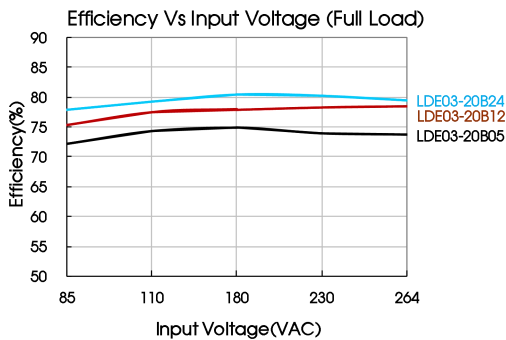
Electromagnetic Compatibility (EMC)

Emissions	CE	CISPR32/EN55032	CLASS A	
		CISPR32/EN55032	CLASS B (See Fig. 2 for recommended circuit)	
	RE	CISPR32/EN55032	CLASS A	
		CISPR32/EN55032	CLASS B (See Fig. 2 for recommended circuit)	
Immunity	ESD	IEC/EN61000-4-2	Contact ± 6 KV/Air ± 8 KV	perf. Criteria A
	RS	IEC/EN61000-4-3	10V/m	perf. Criteria A
	EFT	IEC/EN61000-4-4	± 2 KV (See Fig. 1 for typical application circuit)	perf. Criteria A
		IEC/EN61000-4-4	± 4 KV (See Fig. 2 for recommended circuit)	perf. Criteria A
	Surge	IEC/EN61000-4-5	line to line ± 1 KV (See Fig. 1 for typical application circuit)	perf. Criteria A
		IEC/EN61000-4-5	line to line ± 2 KV/line to PE ± 4 KV (See Fig. 2 for recommended circuit)	perf. Criteria A
	CS	IEC/EN61000-4-6	10Vr.m.s	perf. Criteria A
	PFMF	IEC/EN6100-4-8	10A/m	perf. Criteria A
Voltage dip, short interruption and voltage variation	IEC/EN61000-4-11	0%, 70%	perf. Criteria B	

Product Characteristic Curve



Note: ① With an AC input between 85-100VAC and a DC input between 100-120VDC, the output power must be derated as per temperature derating curves;
② This product is suitable for applications using natural air cooling; for applications in closed environment please consult Mornsun FAE.



Design Reference

1. Typical application

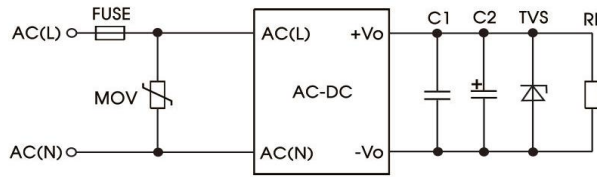


Fig. 1: Typical circuit diagram

Part No.	C1(uF)	C2(uF)	FUSE	MOV	TVS tube
LDE03/05-20B03	1	150	1A/250V slow-blow required	S14K350	SMBJ7.0A
LDE03/05-20B05		150			SMBJ7.0A
LDE03/05-20B09		120			SMBJ12A
LDE03/05-20B12		120			SMBJ20A
LDE03/05-20B15		120			SMBJ20A
LDE03/05-20B24		68			SMBJ30A

Output Filter Components:

We recommend using an electrolytic capacitor with high frequency, and low ESR rating for C2 (refer to manufacture's datasheet). Choose a Capacitor voltage rating with at least 20% margin, in other words not exceeding 80%. C1 is a ceramic capacitor used for filtering high-frequency noise and TVS is a recommended suppressor diode to protect the application in case of a converter failure.

2. EMC compliance recommended circuit

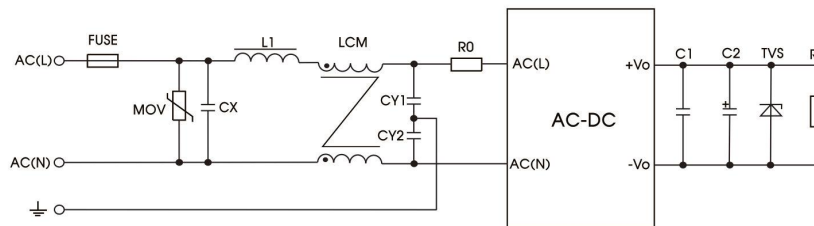


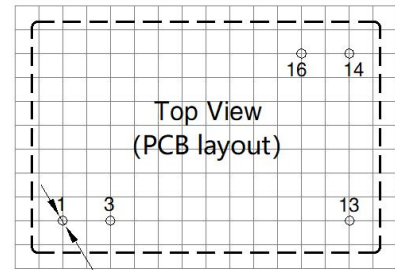
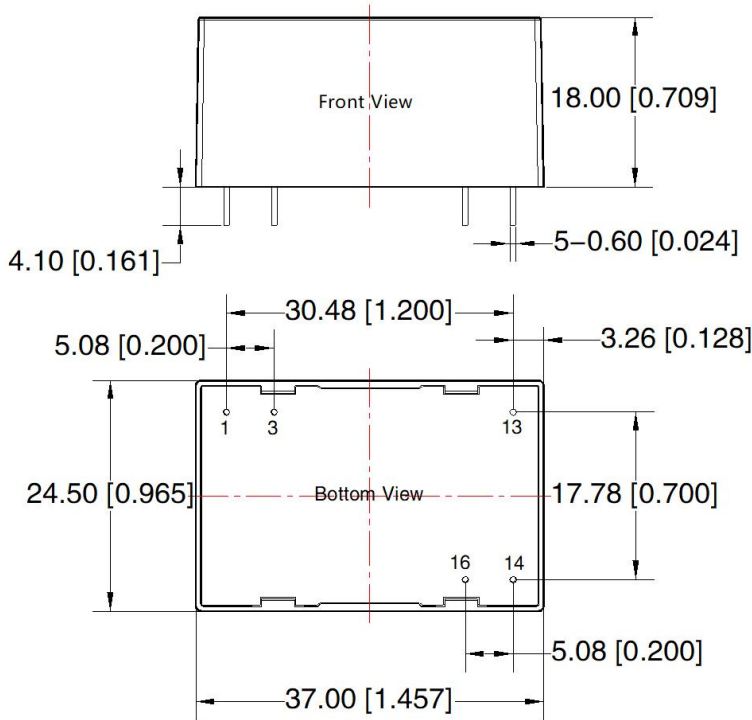
Fig 2: EMC circuit for harsh requirements

Component	Recommended value
MOV	S14K350
CX	0.1uF/275VAC
L1	330uH/2.0A
LCM	10mH - 30mH, P/N: FL2D-Z5-103 (MORNSUN) is recommended
CY1	1nF/400VAC
CY2	1nF/400VAC
FUSE	2A/250V, slow-blow, required
R0	33 Ω /3W (wire-wound resistor)

3. For additional information please refer to application notes on www.mornsun-power.com.

Dimensions and Recommended Layout

THIRD ANGLE PROJECTION 



Ø1.10 [Ø0.043]

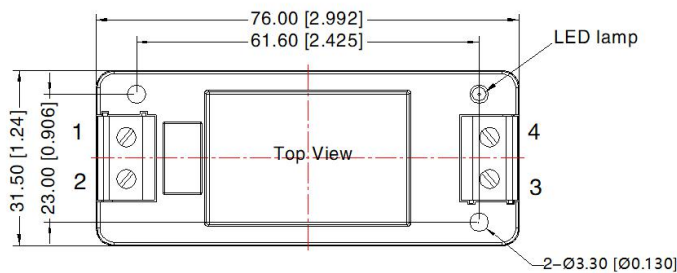
Note: Grid 2.54*2.54mm

Pin-Out	
Pin	Mark
1	AC(L)
3	AC(N)
13	NC
14	-Vo
16	+Vo

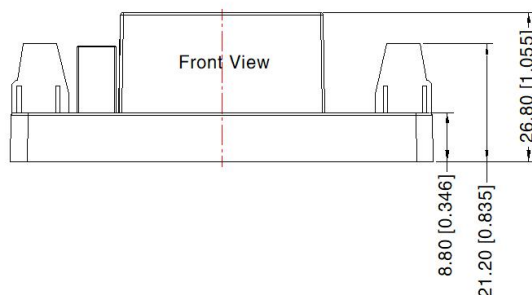
Note:
Unit: m[inch]
Pin diameter tolerances: 0.10 [± 0.004]
General tolerances: 0.50 [± 0.020]
PIN1/2/13/14/16: φ 0.6mm

A2S Dimensions

THIRD ANGLE PROJECTION 



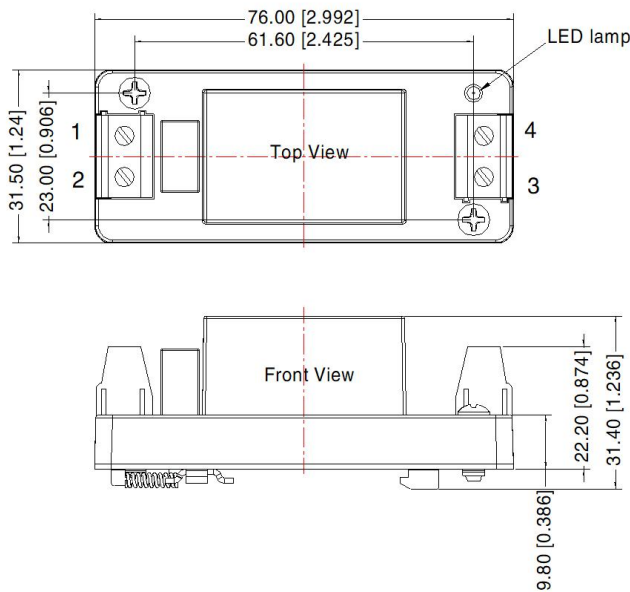
Pin-Out	
Pin	Mark
1	AC(N)
2	AC(L)
3	-Vo
4	+Vo



Note:
Unit: mm[inch]
Wire range: 24-12 AWG
Tightening torque: Max 0.4 N · m
General tolerances: ± 1.00 [± 0.039]

A4S Dimensions

THIRD ANGLE PROJECTION 



Pin-Out	
Pin	Mark
1	AC(N)
2	AC(L)
3	-Vo
4	+Vo

Note:
Unit: mm[inch]
Wire range: 24-12 AWG
Tightening torque: Max 0.4 N · m
Mounting rail: TS35, rail needs to connect safety ground
General tolerances: ± 1.00[± 0.039]

Note:

1. For additional information on Product Packaging please refer to www.mornsun-power.com. Packaging bag number: 58220055 (DIP package); 58220022 (A2S/A4S package);
2. If the product is not operated within the required load range, the product performance cannot be guaranteed to comply with all parameters in the datasheet;
3. Unless otherwise specified, parameters in this datasheet were measured under the conditions of $T_a=25^{\circ}\text{C}$, humidity<75% with nominal input voltage and rated output load;
4. All index testing methods in this datasheet are based on our company corporate standards;
5. We can provide product customization service, please contact our technicians directly for specific information;
6. Products are related to laws and regulations: see "Features" and "EMC";
7. Our products shall be classified according to ISO14001 and related environmental laws and regulations, and shall be handled by qualified units.

Mornsun Guangzhou Science & Technology Co., Ltd.

Address: No. 5, Kehui St. 1, Kehui Development Center, Science Ave., Guangzhou Science City, Huangpu District, Guangzhou, P. R. China
Tel: 86-20-38601850 Fax: 86-20-38601272 E-mail: info@mornsun.cn www.mornsun-power.com