





Fuses for Semiconductor Protection - European Standard



Class:	gRL(gS)
Voltage ratings:	400V _{AC} to 700V _{AC}
Current ratings:	5 A to 800 A
Standards:	IEC 60269-4 DIN 43653 VDE 0636 Part 40 UL 248-13

Ultra Rapid "gR" characteristic short circuit protection of semiconductors
and
"gG" characteristics for overload protection for cables

-  Extremely High interrupting ratings up to 200kA
-  Low I^2t values
-  Fuse accessories available - Microswitches for fuses with striker.

URL

Fuses for Semiconductor Protection - European Standard

Article	Description	Selection Guide	Technical Data
400V_{AC}, D01, D02 & D03			
1002734	D01	320	320 - 321
1002834	D02		
1002934	D03		
500V_{AC}, DII & DIII			
1000534	DII	322	322 - 323
1000734	DIII		
690V_{AC}, NH000			
2047734	Knife blade contacts	324	324 - 325
2028234	DIN 80mm mounting centers		
2055834	DIN 80mm mounting centers		
690V_{AC}, NH00			
2020934	Knife blade contacts	324	324 - 325
2018934	DIN 80mm mounting centers		
2041234	DIN 80mm mounting centers		
690V_{AC}, NH1, SQB1			
2021134	NH1, Knife blade contacts	326	326 - 327
2025234	SQB1, M8, Flush contacts		
2027134	SQB1, DIN 110mm mounting centers		
690V_{AC}, NH2, SQB2			
2021234	NH2, Knife blade contacts	328	328 - 329
2025334	SQB2, M10, Flush contacts		
2027434	SQB2, DIN 110mm mounting centers		
690V_{AC}, NH3, SQB3			
2021334	NH3, Knife blade contacts	330	330 - 331
2025434	SQB3, M10, Flush contacts		
2027734	SQB3, DIN 110mm mounting centers		
400V_{AC}			
7006584	6.3x32mm	332	332 - 333
600V_{AC}			
6003434	10x38mm	334	334 - 335
6006434	10x38mm, PCB mounting		
6007534	10x38mm, Bolted contacts-50.6mm		
690V_{AC} - IEC / 700V_{AC} - UL			
5012434	14x51mm	336	336 - 337
5012634	14x51mm, PCB mounting		
5012934	14x51mm, Bolted contacts-63mm		
5014034	22x58mm	338	338 - 339
5014234	22x58mm,		
5014534	22x58mm, Bolted contacts-80mm		
5014634	22x58mm, PCB mounting		
Fuse Base			
2118901	DIN 80		340
2118911			
2118908			



Accessories

Fuse Bases

2100101	NH000/00, 1-Pole		341
2100103	NH000/00, 3-Pole		
2500101	External wall for 21 001 01 & 03		
2500103.2	Partition wall for 21 001 01		
2100301	NH1, 1-Pole		342
2100303	NH1, 3-Pole		
2500301	External wall for 21 003 01 & 03		
2500303.30	Partition wall for 21 003 01		
2100301.26	Contact cover		
2100401	NH2, 1-Pole		343
2100403	NH2, 1-Pole		
2500401	External wall for 21 004 01 & 03		
2100401.26	Contact cover		
2100501	NH3, 1-Pole		344
2500501	External wall for 21 005 01		
2100501.26	Contact cover		
2132301	DIN 110mm 1-Pole, 630A	E186970	345
2132302	DIN 110mm 1-Pole, 1250A		

Fuse Modules

5106304	10x38mm 1-Pole	E189770		346
5106304.1L			w/ Neon Lamp Indicator	
5106304.2	10x38mm 2-Pole			
5106304.2L			w/ Neon Lamp Indicator	
5106304.3	10x38mm 3-Pole			
5106304.3L			w/ Neon Lamp Indicator	
5106304.3	10x38mm 4-Pole			
5106304.3L			w/ Neon Lamp Indicator	
5105805.1	14x51mm 1-Pole	E189770		346 - 347
5105805.1L			w/ Neon Lamp Indicator	
5105805.1S			w/ Microswitch	
5105805.2	14x51mm 2-Pole			
5105805.2L			w/ Neon Lamp Indicator	
5105805.2S			w/ Microswitch	
5105805.3	14x51mm 3-Pole			
5105805.3L			w/ Neon Lamp Indicator	
5105805.3S		w/ Microswitch		
5106005.1	22x58mm 1-Pole	E189770		346 - 347
5106005.1L			w/ Neon Lamp Indicator	
5106005.1S			w/ Microswitch	
5106005.2	22x58mm 2-Pole			
5106005.2L			w/ Neon Lamp Indicator	
5106005.2S			w/ Microswitch	
5106005.3	22x58mm 3-Pole			
5106005.3L			w/ Neon Lamp Indicator	
5106005.3S			w/ Microswitch	

Fuse Clips

199429	6.3mm, PCB mounting		348
204100	6.3mm, Press on cap leads, 12.5A max		
204101	6.3mm, Press on cap leads, 20A max		

Accessories

Fuse Clips

5806316	10mm, PCB mounting		348
5806319	10mm, PCB mounting		
5806317	10mm, screw mounting		349
6301701	Clamping plate for 58 063 17		
6301701.3	Terminal link for 58 063 17		
6100101.2	14mm, screw mounting		
6301701	Clamping plate for 60 001 01.2		350
5805806	14mm, PCB mounting		
6100201.3	22mm, screw mounting		
6300201	Clamping plate for 60 002 01.3		
6100201.4	Terminal link for 60 002 01.3		351
5806006	22mm, PCB mounting		
Microswitches			
2800201	GL microswitch, standard level		351
2800203	GL microswitch, low level		
2800202	GL microswitch, standard level		
2800204	GL microswitch, low level		
2800104	M microswitch, standard level	For SQB1, 2 & 3	
2801104	M microswitch, low level		

URL	Rated Voltage [Un] 400V _{AC}	Rated Breaking Test Capacity 120kA	Class gRL (gS)	Standard(s) IEC 60 269-4 VDE 0636 Part 40
------------	--	---	-----------------------------	--

D01, D02 & D03

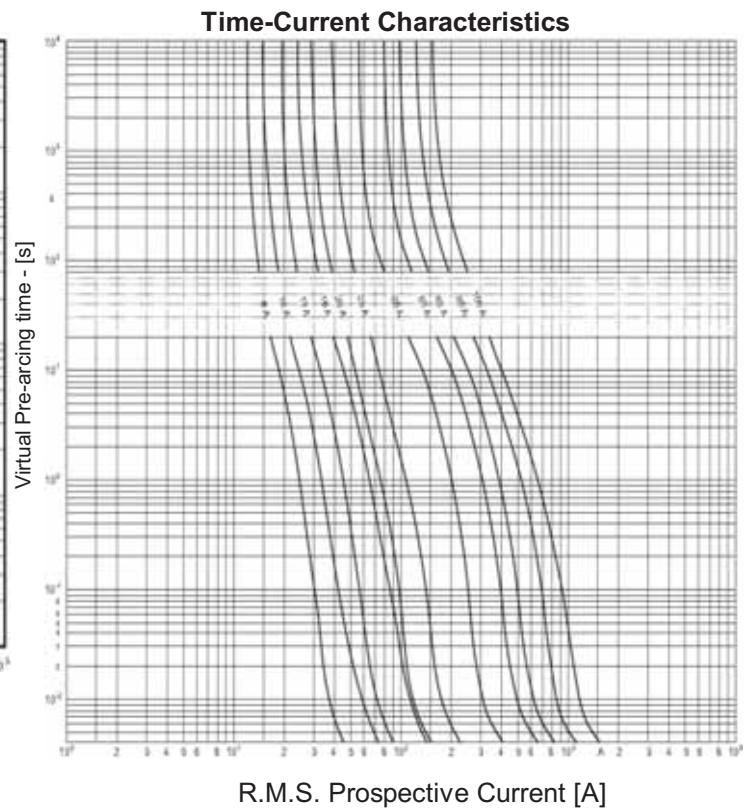
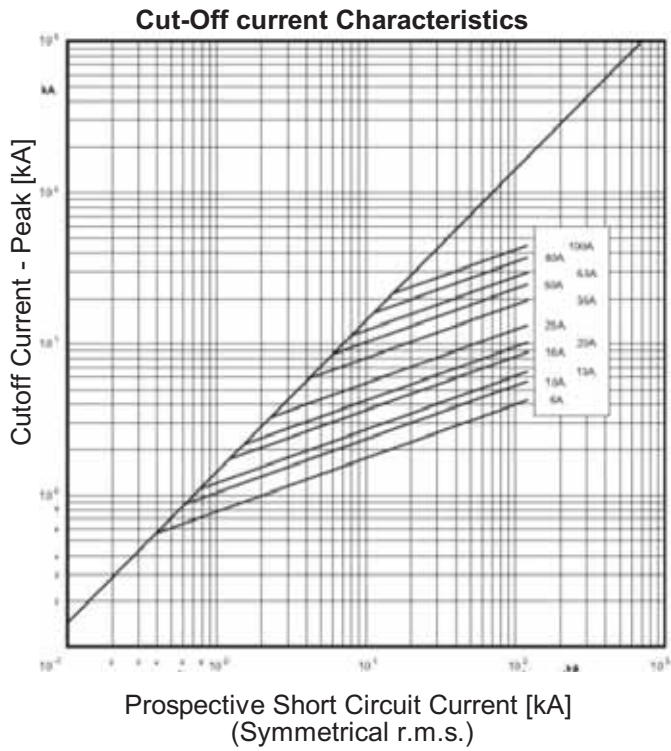
Rated Current I _n [A]	D01-E14 Article Number	D02-E18 Article Number	D03-M30x2 Article Number	Power Loss [W]	Pre-arcing I ² t [A ² s]	Total I ² t @ 400V _{AC} [A ² s]
6	1002734.6			0.7	3	60
10	1002734.10			1.3	7	150
13	1002734.13			1.7	12	240
16	1002734.16			1.9	30	600
20		1002834.20		1.7	41	700
25		1002834.25		2.1	104	1 600
35		1002834.35		2.9	330	5 000
50		1002834.50		3.9	740	11 000
63		1002834.63		5.1	1 310	19 700
80			1002934.80	5.5	2 500	37 500
100			1002934.100	6.5	4 600	79 000

Weight [kg / 1]		
0.006	0.014	0.042
Units per Package		
50		10

Dimensions [in / mm]			
	D01 1002734	D02 1002834	D03 1002934
D	0.43 / 11	0.60 / 15.3	0.90 / 22.5
L	1.42 / 36	1.42 / 36	1.70 / 43

URL	Rated Voltage [Un] 400V _{AC}	Rated Breaking Test Capacity 120kA	Class gRL (gS)	Standard(s) IEC 60 269-4 VDE 0636 Part 40
D01, D02 & D03				

Coefficients for Heavy Duty Applications					
a	A2	B1	B2	Cf3	N
130	0.8	1.25	0.6	0.8	1.5



URL	Rated Voltage [Un] 500V _{AC}	Rated Breaking Test Capacity 120kA	Class gRL (gS)	Standard(s) IEC 60 269-4 VDE 0636 Part 40
------------	--	---	-----------------------------	--

Size DII & DIII

Rated Current I_n [A]	DII-E27 Article Number	DIII-E33 Article Number	Power Loss [W]	Pre-arcing I^2t [A ² s]	Total I^2t @ 500V _{AC} [A ² s]
6	1000534.6		0.8	3.8	60
10	1000534.10		1.6	7.4	150
13	1000534.13		2.4	13	260
16	1000534.16		2.4	30	600
20	1000534.20		2.9	52	1 040
25	1000534.25		2.9	120	2 400
35		1000734.35	4.0	330	3 300
50		1000734.50	6.0	740	7 400
63		1000734.63	7.0	1 300	39 000

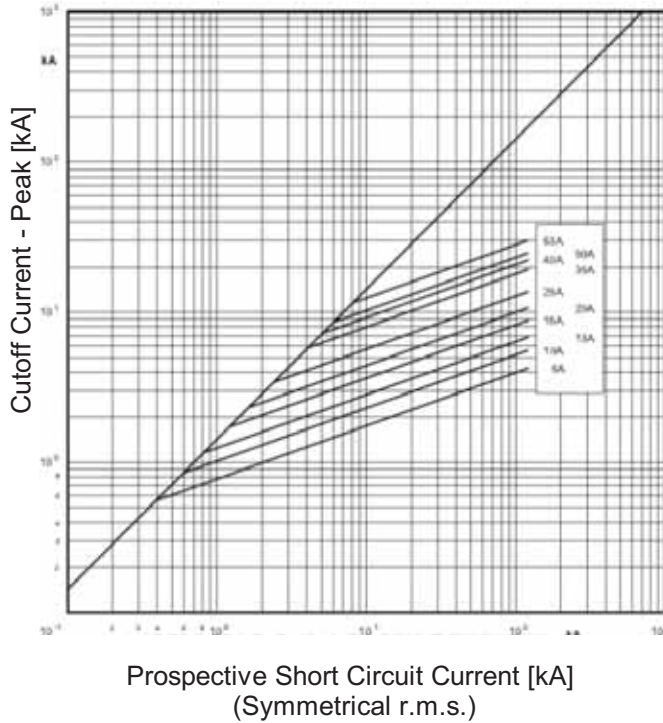
Weight [kg / 1]	
0.031	0.051
Units per Package	
25	

Dimensions [in / mm]		
	DII 1000534	DIII 1000534
D	0.87 / 22	1.06 / 27
L	1.97 / 50	1.97 / 50

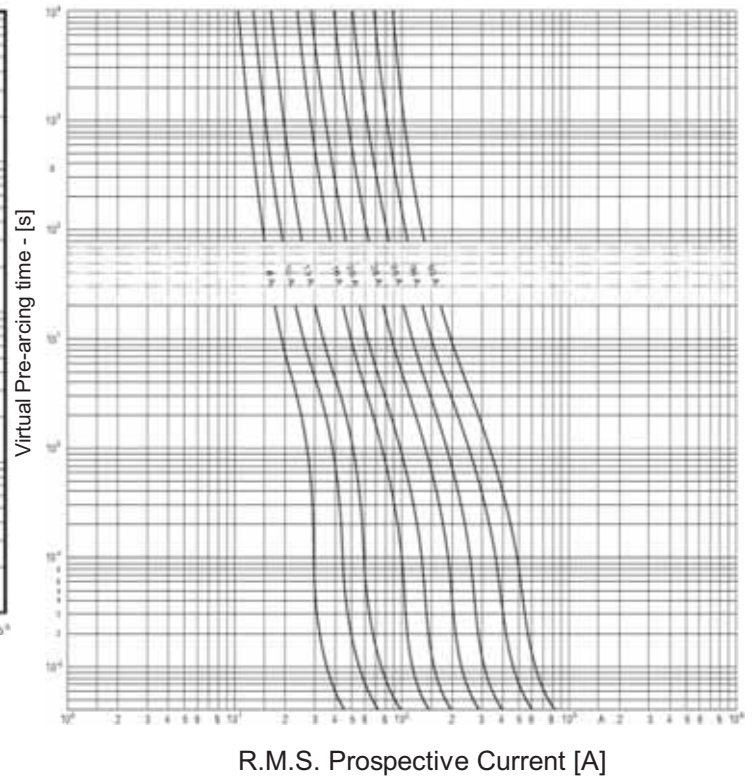
URL	Rated Voltage [Un] 500V _{AC}	Rated Breaking Test Capacity 120kA	Class gRL (gS)	Standard(s) IEC 60 269-4 VDE 0636 Part 40
Size DII & DIII				

Coefficients for Heavy Duty Applications					
a	A2	B1	B2	Cf3	N
130	0.8	1.25	0.6	0.8	1.5

Cut-Off current Characteristics



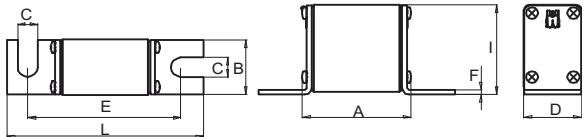
Time-Current Characteristics



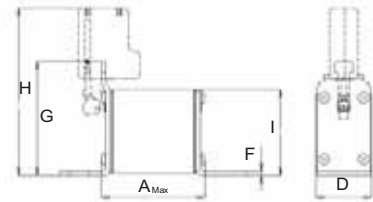
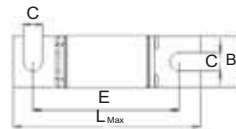
URL E180276	Rated Voltage [Un] 690V _{AC} - IEC 700V _{AC} - UL	Rated Breaking Test Capacity 200kA	Class gRL (gS)	Standard(s) UL 248-13 IEC 60 269-4 VDE 0636 Part 40
	Size NH000, NH00 & DIN80			
	(Additional information or notes)			

Rated Current I _n [A]	With top indicator and fitting for microswitch		With top indicator		With top indicator and fitting for microswitch		Power Loss [W]	Pre-arcing I ² t [A ² s]	Total I ² t @ 690V _{AC} [A ² s]
	Article Number	UL rec	Article Number	UL rec	Article Number	UL rec			
16	2047734.16	✓	2028234.16	✓	2055834.16	✓	3.2	18	180
20	2047734.20	✓	2028234.20	✓	2055834.20	✓	3.6	41	410
25	2047734.25	✓	2028234.25	✓	2055834.25	✓	4.2	74	740
32	2047734.32	✓	2028234.32	✓	2055834.32	✓	5.2	170	1 700
40	2047734.40	✓	2028234.40	✓	2055834.40	✓	5.6	300	3 000
50	2047734.50	✓	2028234.50	✓	2055834.50	✓	6.5	460	4 600
63	2047734.63	✓	2028234.63	✓	2055834.63	✓	7.6	840	8 400
80	2047734.80	✓	2028234.80	✓	2055834.80	✓	8.8	1 800	18 000
100	2020934.100	✓	2018934.100	✓	2041234.100	✓	10.5	3 000	30 000
125	2020934.125	✓	2018934.125	✓	2041234.125	✓	12.0	6 000	60 000
160	2020934.160	✓	2018934.160	✓	2041234.160	✓	17	10 400	80 000
200	2020934.200	✓	2018934.200	✓	2041234.200	✓	21	16 000	110 000

Weight [kg / 1]		
0.11 / 0.154	0.17 / 0.19	0.18 / 0.21
Units per Package		
3	6	

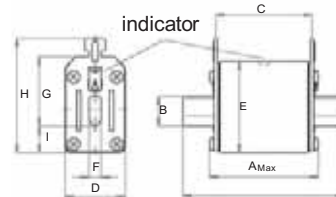


2028234
2018934
(DIN 80)



2055834
2041234


Dimensions [in / mm]						
	NH000	NH00	NH000	NH00	NH000	NH00
	2047734	2020934	2028234	2018934	2055834	2041234
A	2.17 / 55		2.17 / 55		2.17 / 55	
B	0.60 / 15		0.80 / 20	1.13 / 28.8	0.80 / 20	1.13 / 28.8
C	1.85 / 47	1.85 / 47	0.33 / 8.8	0.40 / 10.3	0.33 / 8.8	0.40 / 10.3
D	0.80 / 20.5	1.16 / 29.5	0.80 / 20.5	1.16 / 29.5	0.80 / 20.5	1.16 / 29.5
E	1.60 / 40.5	1.80 / 46	3.08 / 78		3.08 / 78	
F	0.24 / 6		0.24 / 6		0.24 / 6	
G	1.38 / 35		-	-	2.10 / 53	2.48 / 63
H	2.05 / 52	2.28 / 58	-	-	2.76 / 70	3.15 / 80
I	0.28 / 7	0.50 / 13	1.54 / 39	1.85 / 47	1.54 / 39	1.85 / 47
L	3.07 / 78		3.94 / 100	3.94 / 100	3.94 / 100	4.15 / 105



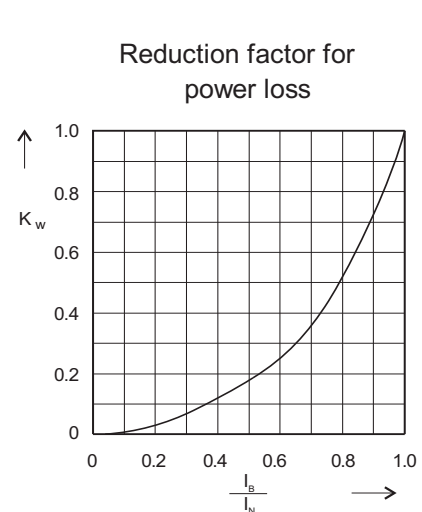
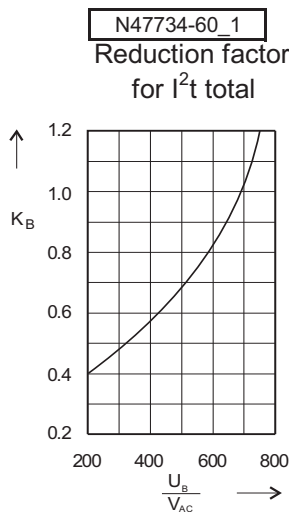
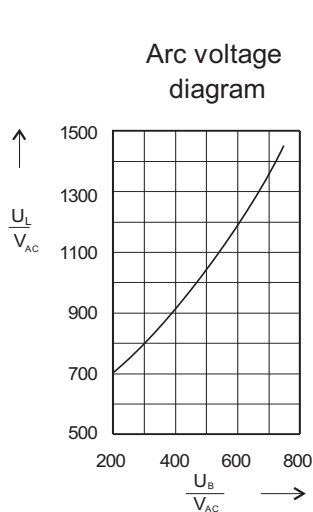
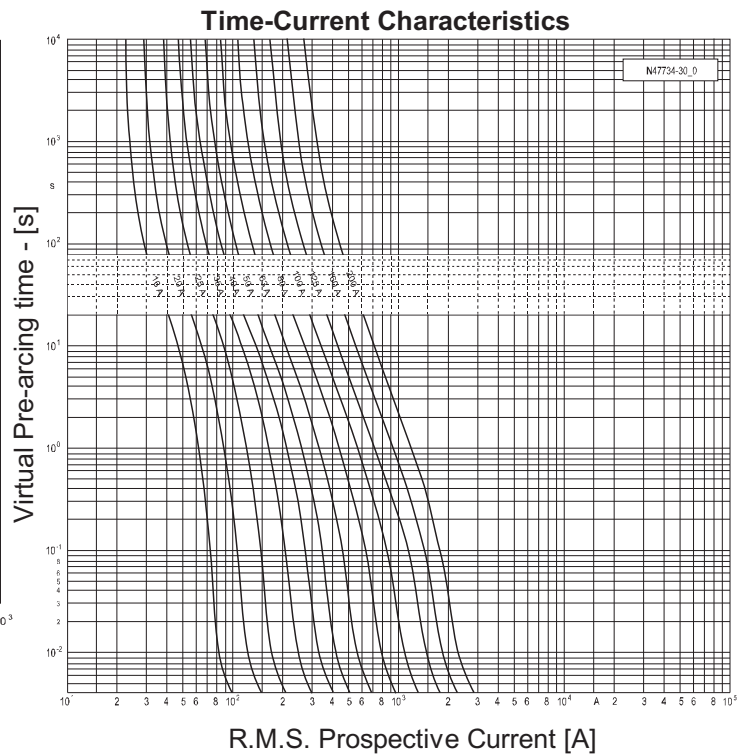
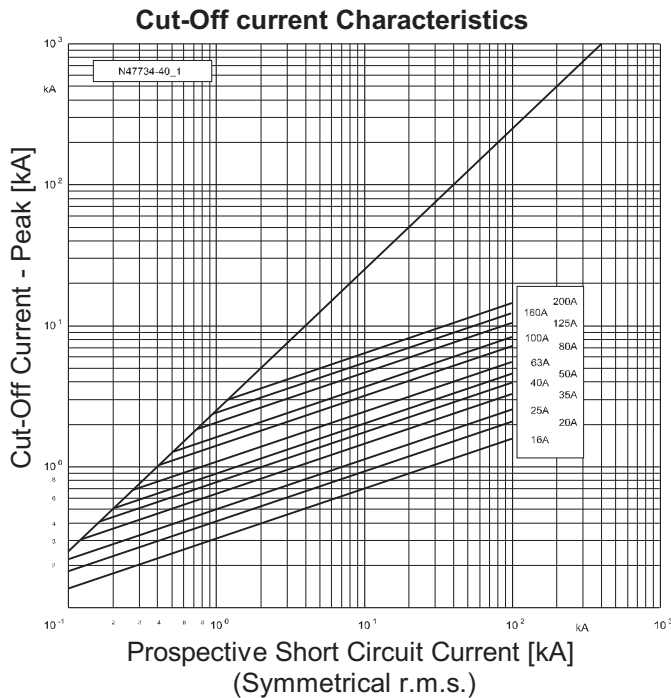
2047734
2020934

Accessories

Fuse Bases	Page	Microswitch	Page
2100101	NH000/00 Fuse Base, 1-Pole	341	For use with 2047734, 2020934 & 2055834
2118901	Fuse Base, 1-Pole E 186970	340	2800202 Standard Level (Red Hammer)
2118908		340	For use with 20 412 34
2118911		340	2800201 Standard Level (Black Hammer)

URL  E180276 Size NH000, NH00 & DIN80	Rated Voltage [Un] 690V _{AC} - IEC 700V _{AC} - UL	Rated Breaking Test Capacity 200kA	Class gRL (gS)	Standard(s) UL 248-13 IEC 60 269-4 VDE 0636 Part 40
	Rated Breaking Test Voltage 700V _{AC}			
	Class gRL (gS)			

Coefficients for Heavy Duty Applications					
a	A2	B1	B2	Cf3	N
130	1.0	1.3	0.6	0.8	1.5



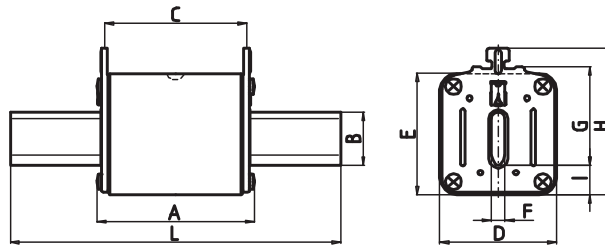
URL E180276	Rated Voltage	Rated Breaking Test	Class	Standard(s)
	[Un]	Capacity	Voltage	UL 248-13
	690V _{AC} - IEC	200kA	690V _{AC}	(gS)
	700V _{AC} - UL	30kA	500V _{DC} (L/R=12ms)	VDE 0636 Part 40

Size NH1 & SQB1

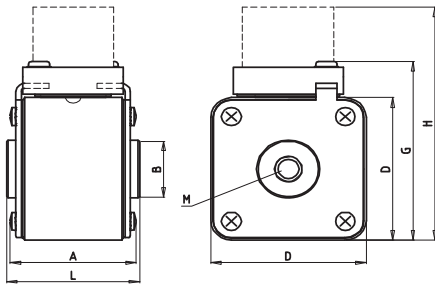
Rated Current I _n [A]	With top indicator and fitting for microswitch Article Number	UL rec	With fitting for microswitch SQB1 - M8 Article Number	With fitting for microswitch SQB1 - DIN 110 Article Number	Power Loss [W]	Pre-arcing I ² t [A ² s]	Total I ² t @ 690V _{AC} [A ² s]
63	2021134.63		2025234.63	2027134.63	8.0	840	5 300
80	2021134.80		2025234.80	2027134.80	9.5	1 800	11 300
100	2021134.100		2025234.100	2027134.100	12.0	3 000	19 000
125	2021134.125		2025234.125	2027134.125	12.6	6 000	38 000
160	2021134.160	✓	2025234.160	2027134.160	23	7 400	47 000
200	2021134.200	✓	2025234.200	2027134.200	27	15 000	95 000
250	2021134.250	✓	2025234.250	2027134.250	33	30 000	190 000
315	2021134.315	✓	2025234.315	2027134.315	44	43 000	271 000

Weight [kg / 1]
0.37
Units per Package
3

Dimensions in / mm	
20 211 34	
A	2.95 / 75
B	0.80 / 20.3
C	2.56 / 65
D	1.65 / 42
E	2.03 / 51.5
F	0.24 / 6
G	1.57 / 40
H	2.52 / 64
I	0.55 / 14
L	5.30 / 135

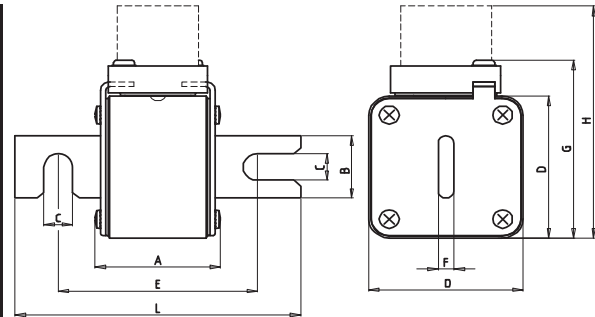


2021134



2025234

2025234		2027134	
1.87 / 47.5	A	1.87 / 47.5	
0.94 / 24	B	1.02 / 26	
—	C	0.43 / 11	
2.00 / 51	D	2.00 / 51	
—	E	4.17 / 106	
—	F	0.24 / 6	
2.60 / 66	G	2.60 / 66	
3.50 / 89	H	3.50 / 89	
2.00 / 51	L	5.28 / 134	
— / 8	M	—	



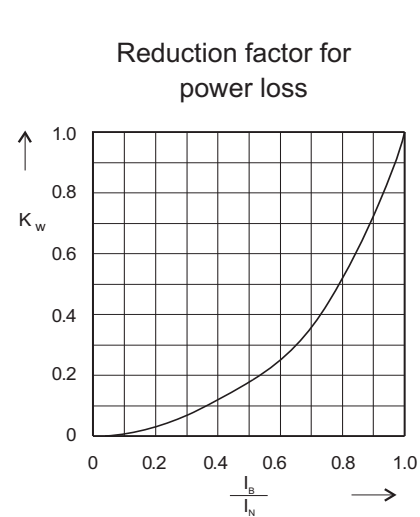
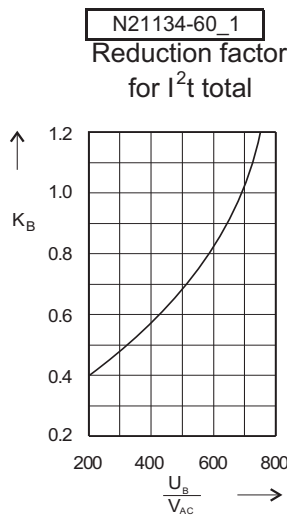
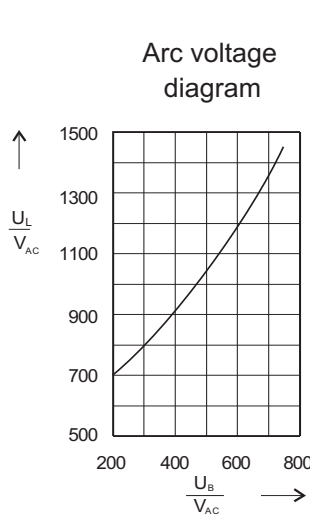
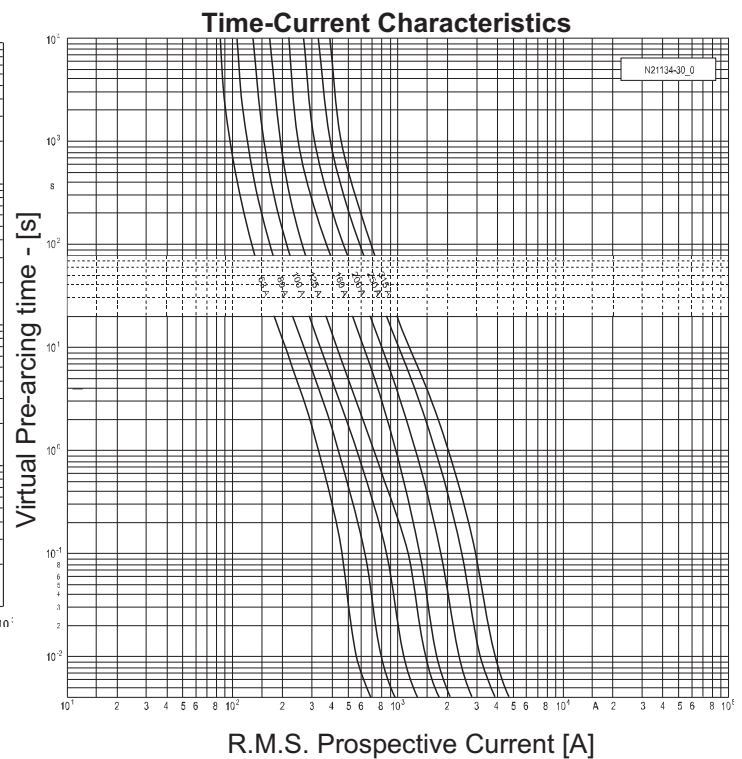
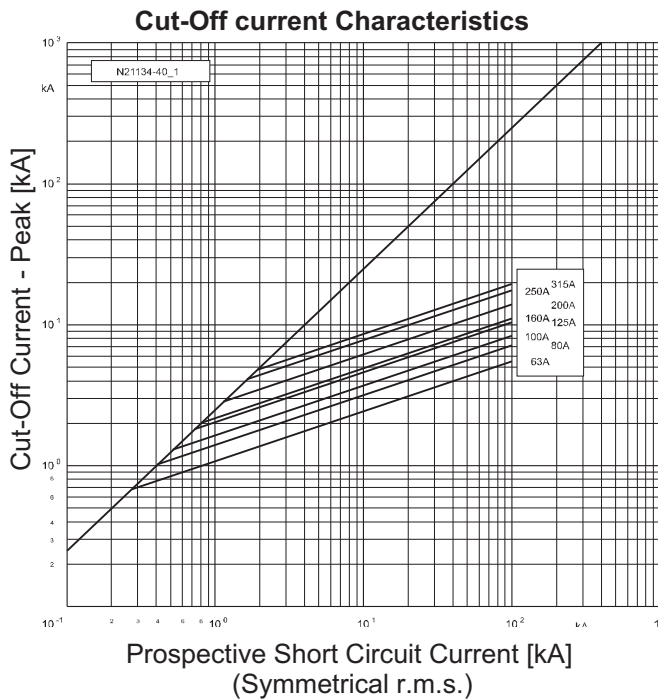
2027134

Accessories

Fuse Bases	Page	Microswitch	Page
2100301	342	For use with 2021134	351
2100303		2800202	
2132301	345	For use with 20 252 34 & 20 271 34	
		2800104	

URL  E180276 Size NH1 & SQB1	Rated Voltage [Un] 690V _{AC} - IEC 700V _{AC} - UL	Rated Breaking Test Capacity 200kA 30kA	Class gRL (gS) 500V _{DC} (L/R=12ms)	Standard(s) UL 248-13 IEC 60 269-4 VDE 0636 Part 40
	Coefficients for Heavy Duty Applications			

Coefficients for Heavy Duty Applications					
a	A2	B1	B2	Cf3	N
130	1.0	1.3	0.6	0.8	1.5



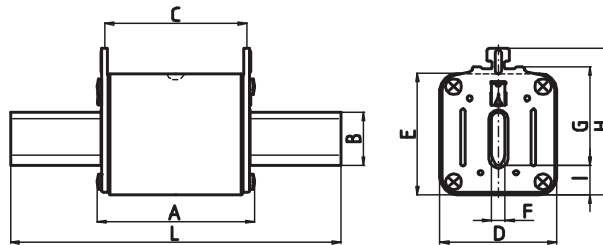
URL E180276	Rated Voltage	Rated Breaking Test	Class	Standard(s)
	[Un]	Capacity	gRL	UL 248-13
	690V _{AC} - IEC	200kA	690V _{AC} (gS)	IEC 60 269-4
	700V _{AC} - UL	30kA	500V _{DC} (L/R=12ms)	VDE 0636 Part 40

Size NH2 & SQB2

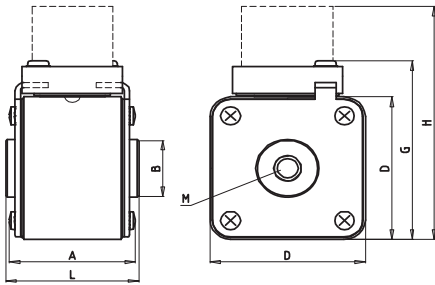
Rated Current I _n [A]	With top indicator and fitting for microswitch Article Number	UL rec	With fitting for microswitch SQB2 - M10 Article Number	With fitting for microswitch SQB2 - DIN 110 Article Number	Power Loss [W]	Pre-arcing I ² t [A ² s]	Total I ² t @ 690V _{AC} [A ² s]
160	2021234.160		2025334.160	2027434.160	23	7 400	47 000
200	2021234.200		2025334.200	2027434.200	27	15 000	95 000
250	2021234.250		2025334.250	2027434.250	30	30 000	190 000
315	2021234.315		2025334.315	2027434.315	40	43 000	271 000
350	2021234.350	✓	2025334.350	2027434.350	43	58 000	310 000
400	2021234.400	✓	2025334.400	2027434.400	48	85 000	442 000
450	2021234.450	✓	2025334.450	2027434.450	50	107 000	560 000
500	2021234.500	✓	2025334.500	2027434.500	63	170 000	880 000

Weight [kg / 1]	
0.37 / 0.65	0.65
Units per Package	
3	

Dimensions [in / mm]		
≤250A	2021234	>250A
2.95 / 75	A	2.95 / 75
0.80 / 20.3	B	1.02 / 26
2.56 / 65	C	2.56 / 65
1.65 / 42	D	2.10 / 53
2.03 / 51.5	E	2.32 / 59
0.24 / 6	F	0.24 / 6
1.90 / 48	G	1.90 / 48
2.83 / 72	H	2.83 / 72
0.55 / 14	I	0.55 / 14
5.90 / 150	L	5.90 / 150

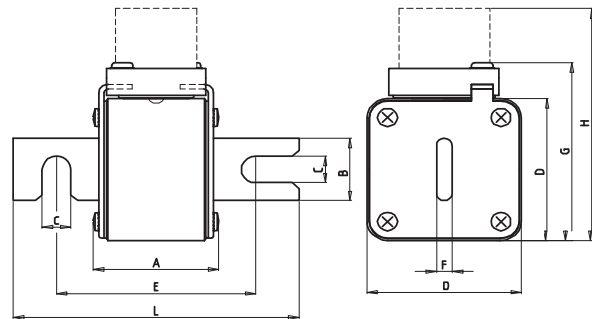


2021234



2025334

2025334		2027434
1.87 / 47.5	A	1.87 / 47.5
0.94 / 24	B	1.02 / 26
—	C	0.43 / 11
2.36 / 60	D	2.36 / 60
—	E	4.17 / 106
—	F	0.24 / 6
2.95 / 75	G	2.95 / 75
3.86 / 98	H	3.86 / 98
2.00 / 51	L	5.28 / 134
— / 10	M	—



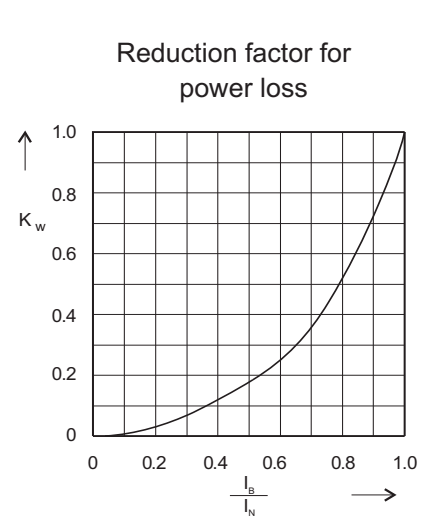
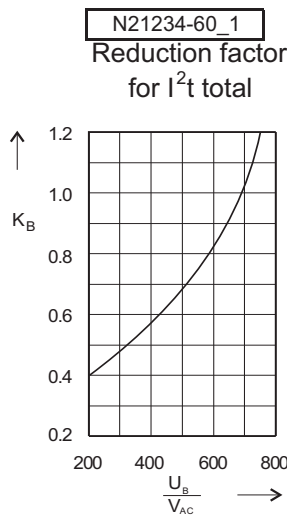
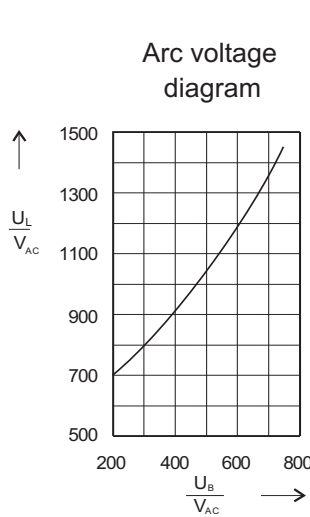
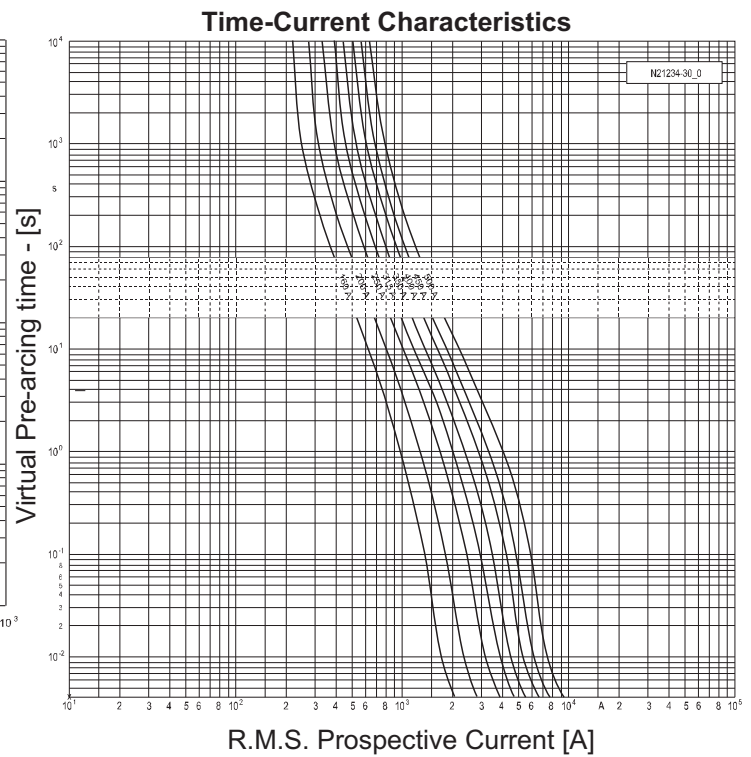
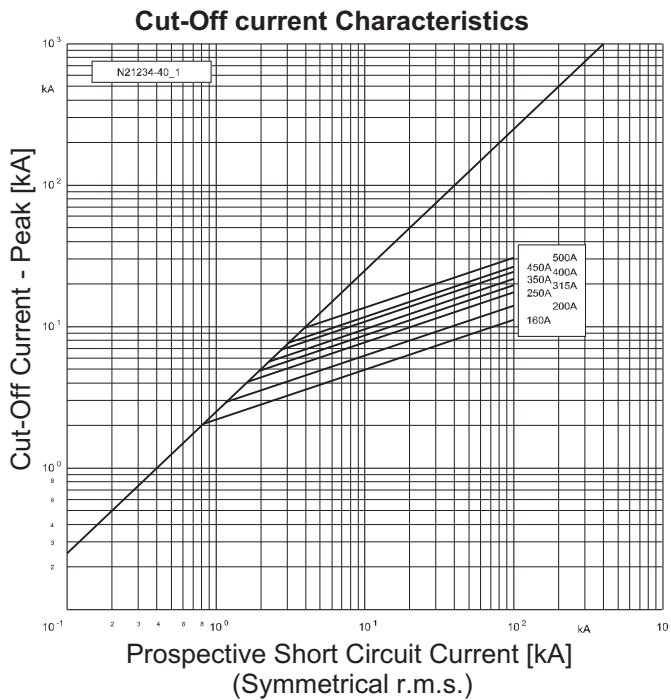
2027434

Accessories

Fuse Bases	Page	Microswitch	Page
2100401	343	For use with 2021234	351
2100403		2800202	
2132301	345	For use with 20 253 34 & 20 274 34	
		2800104	

URL  E180276 Size NH2 & SQB2	Rated Voltage [Un] 690V _{AC} - IEC 700V _{AC} - UL	Rated Breaking Test Capacity 200kA 30kA	Class gRL (gS) 500V _{DC} (L/R=12ms)	Standard(s) UL 248-13 IEC 60 269-4 VDE 0636 Part 40

Coefficients for Heavy Duty Applications					
a	A2	B1	B2	Cf3	N
130	1.0	1.3	0.6	0.8	1.5



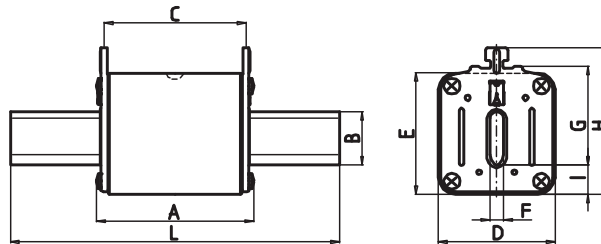
URL C[®]RU[®]US E180276	Rated Voltage [Un] 690V _{AC} - IEC 700V _{AC} - UL	Rated Breaking Test Capacity 200kA 30kA	Class gRL (gS) 500V _{DC} (L/R=12ms)	Standard(s) UL 248-13 IEC 60 269-4 VDE 0636 Part 40
--	--	--	---	--

Size NH3 & SQB3

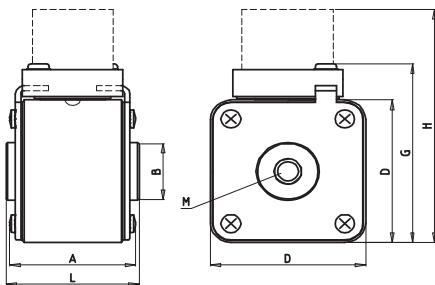
Rated Current I _n [A]	With top indicator and fitting for microswitch Article Number	With fitting for microswitch SQB3 - M12 Article Number	With fitting for microswitch SQB3 - DIN 110 Article Number	Power Loss [W]	Pre-arcing I ² t [A ² s]	Total I ² t @ 690V _{AC} [A ² s]
315	2021334.315	2025434.315	2027734.315	38	43 000	271 000
350	2021334.350	2025434.350	2027734.350	42	58 000	310 000
400	2021334.400	2025434.400	2027734.400	46	85 000	442 000
450	2021334.450	2025434.450	2027734.450	48	107 000	560 000
500	2021334.500	2025434.500	2027734.500	55	170 000	880 000
560	2021334.560	2025434.560	2027734.560	58	190 000	1 100 000
630	2021334.630	2025434.630	2027734.630	64	280 000	1 400 000
710		2025434.710	2027734.710	69	420 000	1 900 000
800		2025434.800	2027734.800	74	620 000	2 500 000

Weight [kg / 1]		
0.65	0.88	
Units per Package		
3		

Dimensions [in / mm]		
≤35A	2021334	>315A
2.95 / 75	A	2.95 / 75
1.02 / 26	B	1.26 / 26
2.56 / 65	C	2.56 / 65
2.10 / 53	D	2.56 / 65
2.32 / 59	E	2.90 / 73.5
0.24 / 6	F	0.24 / 6
2.36 / 60	G	2.36 / 60
3.27 / 83	H	3.40 / 86
0.55 / 14	I	0.67 / 17
5.90 / 150	L	5.90 / 150

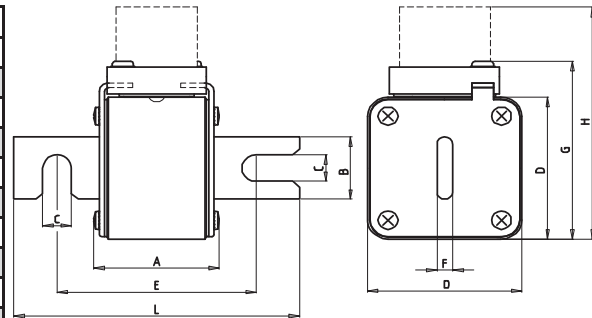


2021334



2025434


20 254 34		20 277 34
1.93 / 49	A	1.93 / 49
1.10 / 28	B	1.38 / 35
—	C	0.43 / 11
2.87 / 73	D	2.87 / 73
—	E	4.17 / 106
—	F	0.24 / 6
3.46 / 88	G	3.46 / 88
4.37 / 111	H	4.37 / 111
2.00 / 51	L	5.28 / 134
— / 12	M	—



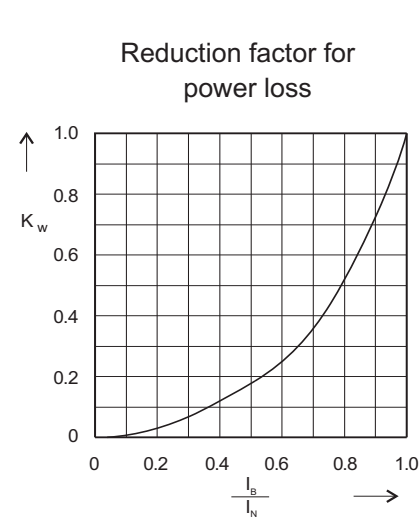
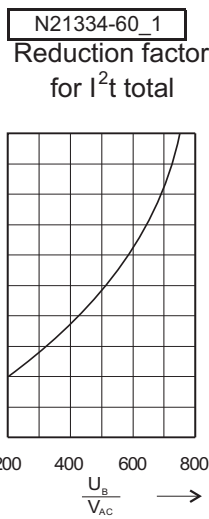
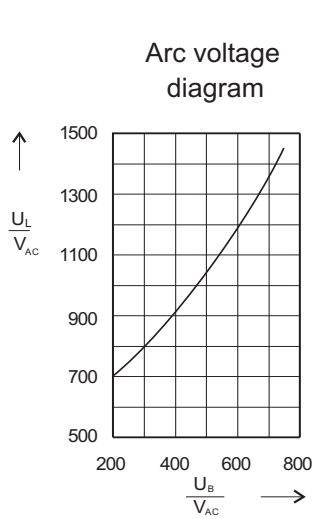
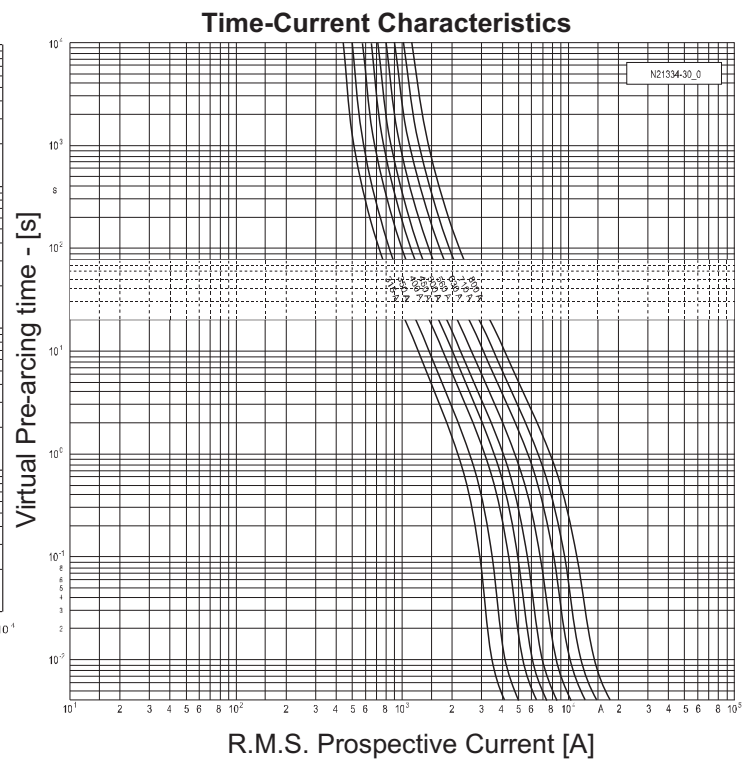
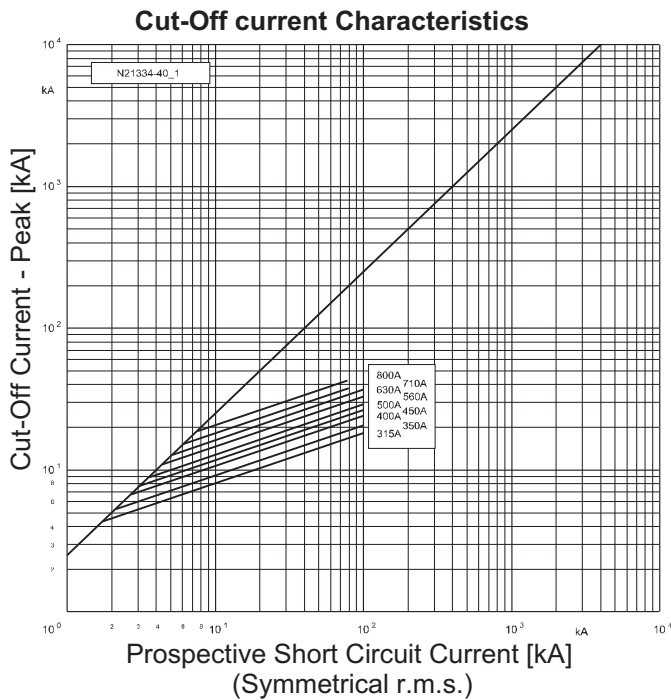
2027734

Accessories

Fuse Bases	Page	Microswitch	Page
2100501	NH3 Fuse Base,1-Pole	344	For use with 2021334
2132301	Fuse Base,1-Pole , 110mm, 630A	345	2800202 Standard Level (Red Hammer)
2132302	Fuse Base,1-Pole , 110mm, 1250A		For use with 20 254 34 & 20 277 34
		2800104	Standard Level

URL  E180276 Size NH3 & SQB3	Rated Voltage [Un] 690V _{AC} - IEC	Rated Breaking Test Capacity 200kA	Class gRL (gS)	Standard(s) IEC 60 269-4 VDE 0636 Part 40
	Rated Voltage [Un] 690V _{AC} - IEC	Rated Breaking Test Voltage 690V _{AC}	Class gRL (gS)	Standard(s) IEC 60 269-4 VDE 0636 Part 40

Coefficients for Heavy Duty Applications					
a	A2	B1	B2	Cf3	N
130	1.0	1.3	0.6	0.8	1.5



URL C[®]RU[®]US E180276	Rated Voltage [Un] 400V _{AC}	Rated Breaking Test Capacity 120kA	Class gRL (gS)	Standard(s) UL 248-13 IEC 60 269-4 VDE 0636 Part 40
--	---	--	----------------------	--

Size 6.3mmx32mm

Rated Current I_n [A]	Article Number	UL rec	Power Loss [W]	Pre-arcing I^2t [A ² s]	Total I^2t @ 400V _{AC} [A ² s]
6.3	7006584.6.3	✓	1.2	1.8	11
8	7006584.8	✓	1.5	3.0	18
10	7006584.10	✓	1.8	5.1	31
12.5	7006584.12.5	✓	1.9	12	69
16	7006584.16	✓	2.3	20	120
20	7006584.20	✓	3.2	35	210

Weight [kg / 1]
0.009
Units per Package
10




7006584

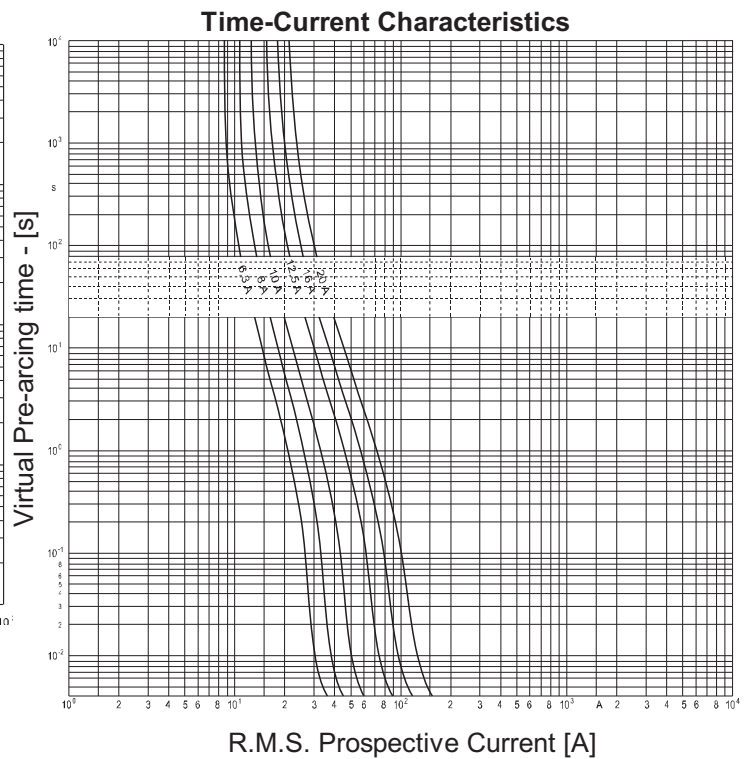
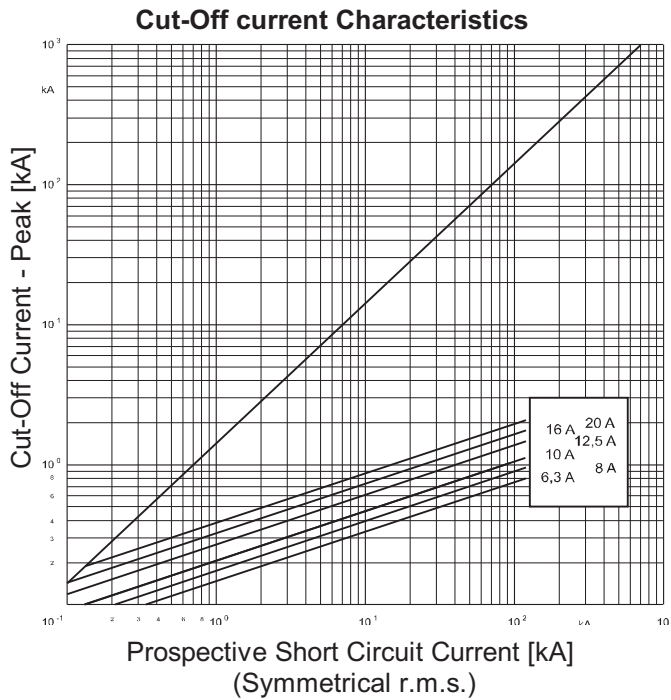
Dimensions [in / mm]	
A	1.26 / 32
B	0.25 / 6.35

Accessories

Fuse Clips	Page	Press on Cap Leads	Page
199429	PCB	204100	up to 12.5A maximum
		204101	up to 20A maximum
			348

URL  E180276 Size 6.3mmx32mm	Rated Voltage [Un] 400V _{AC}	Rated Breaking Test Capacity 120kA	Class gRL (gS)	Standard(s) UL 248-13 IEC 60 269-4 VDE 0636 Part 40
	Rated Voltage [Un] 400V _{AC}			

Coefficients for Heavy Duty Applications					
a	A2	B1	B2	Cf3	N
130	1.0	1.3	0.6	0.8	1.5



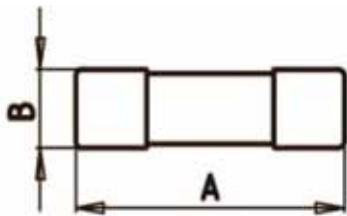
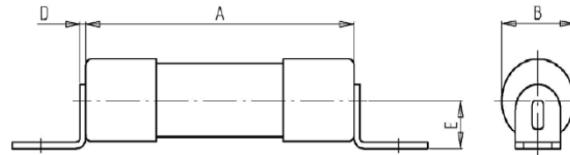
Fusing Time Limits

Rated Current	1.1I _n	1.25I _n	1.6I _n	2.0I _n	
6.3A	—	> 1hr	< 1hr	< 120s	—
▼ 12.5A	—	> 1hr	< 1hr	< 120s	—
16A	> 1hr	—	< 1hr	< 120s	—
▼ 20A	> 1hr	—	< 1hr	< 120s	—

URL E180276 Size 10x38mm	Rated Voltage	Rated Breaking Test	Class	Standard(s)
	[Un]	Capacity	gRL	UL 248-13
	600V _{AC}	200kA	(gS)	IEC 60 269-4
				VDE 0636 Part 40

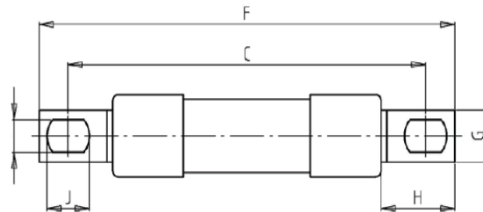
Rated Current I _n [A]	Without indicator		Without indicator PCB		Without indicator 50.6mm		Power Loss [W]	Pre-arcing I ² t [A ² s]	Total I ² t @ 500V _{AC} [A ² s]
	Article Number	UL rec	Article Number	UL rec	Article Number	UL rec			
6	6003434.6	✓	6006434.6	✓	6007534.6	✓	1.0	2.5	20
8	6003434.8	✓	6006434.8	✓	6007534.8	✓	1.3	3.3	36
10	6003434.10	✓	6006434.10	✓	6007534.10	✓	1.6	5.1	41
12	6003434.12	✓	6006434.12	✓	6007534.12	✓	1.9	8.7	69
16	6003434.16	✓	6006434.16	✓	6007534.16	✓	2.4	17	130
20	6003434.20	✓	6006434.20	✓	6007534.20	✓	3.5	29	240
25	6003434.25	✓	6006434.25	✓	6007534.25	✓	3.8	66	530
30	6003434.30	✓	6006434.30	✓	6007534.30	✓	4.3	120	950

Weight [kg / 1]		
0.009		
Units per Package		
10	10	10

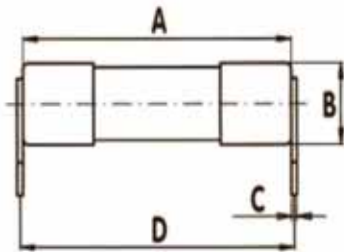


6003434

Dimensions in / mm	
A	1.50 / 38
B	0.41 / 10.3



6007534




6006434

Dimensions in / mm	
A	1.50 / 38
B	0.41 / 10.3
C	0.03 / 0.8
D	1.53 / 38.8
E	0.65 / 16.4
F	0.20 / 5.1
G	0.05 / 1.2

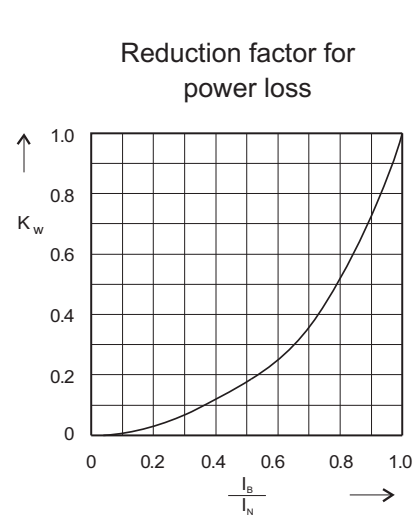
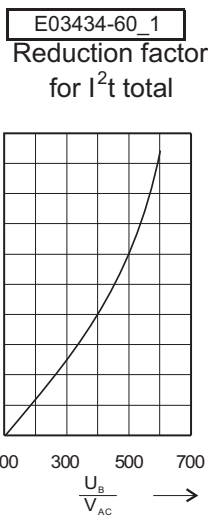
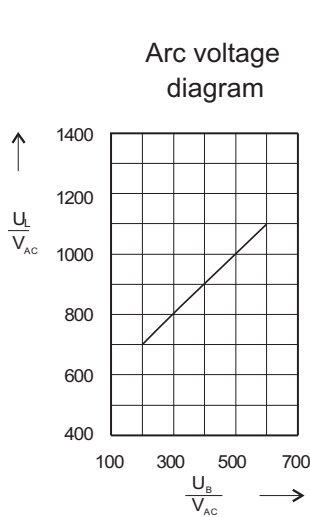
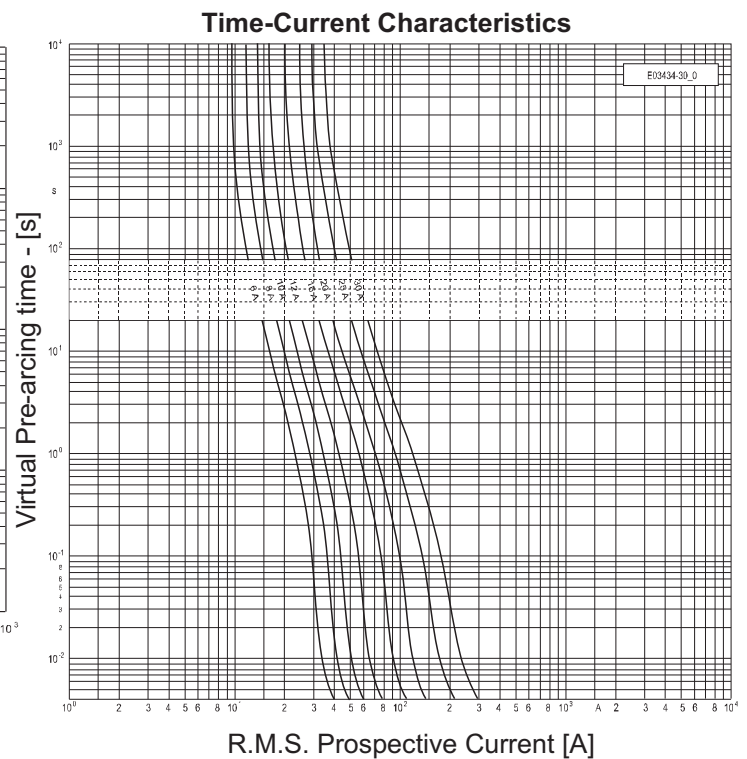
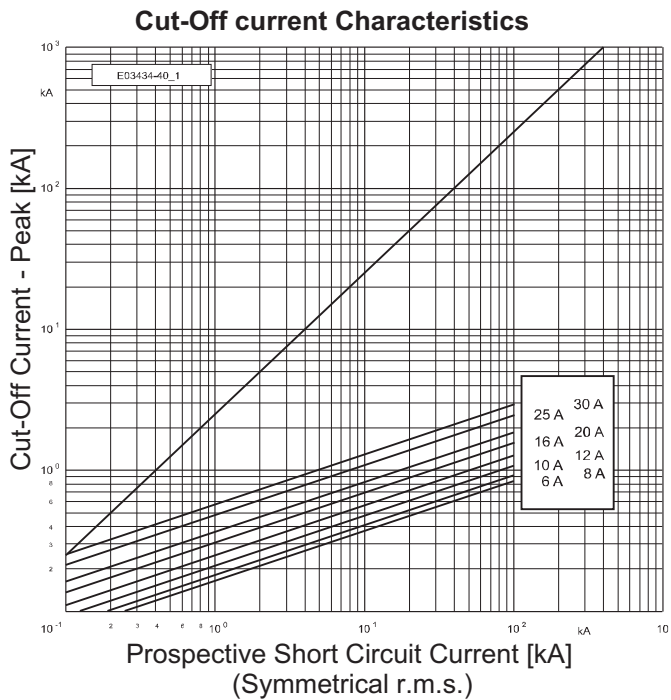
Dimensions in / mm	
A	1.50 / 38
B	0.41 / 10.3
C	1.99 / 50.6
D	0.31 / 0.8
E	0.24 / 6.0
F	2.31 / 58.8
G	0.25 / 6.4
H	0.42 / 10.8
I	0.16 / 4.0
J	0.24 / 6.0

Accessories

Fuse Modules - DIN Rail Mounting	Page	Fuse Clips	Page
5106304.	345	5806316	348
5106304.L		5806319	
5106304.2	AC/DC 600V E186970	5806317	349
5106304.2L		6301701	
5106304.3		6301701.3	
5106304.3L			

URL  E180276 Size 10x38mm	Rated Voltage [Un] 600V _{AC}	Rated Breaking Test Capacity 200kA	Class gRL (gS)	Standard(s) UL 248-13 IEC 60 269-4 VDE 0636 Part 40
	Voltage 500V _{AC}			

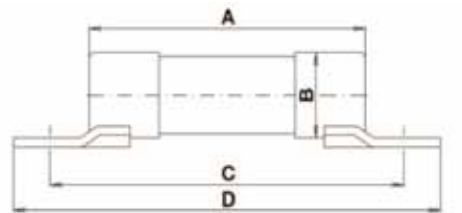
Coefficients for Heavy Duty Applications					
a	A2	B1	B2	Cf3	N
130	0.8	1.25	0.5	0.8	1.5




URL E180276	Rated Voltage [Un] 690V _{AC} - IEC 700V _{AC} - UL	Rated Breaking Test Capacity 200kA 30kA	Class gRL (gS)	Standard(s) UL 248-13 IEC 60 269-4 VDE 0636 Part 40
	Size 14x51mm			

Rated Current I _n [A]	Without indicator Article Number	UL rec	With striker PCB Article Number	UL rec	Without indicator 63mm Article Number	UL rec	Power Loss [W]	Pre-arcing I ² t [A ² s]	Total I ² t @ 690V _{AC} [A ² s]
10	5012434.10	✓	5012634.10	✓	5012934.10	✓	1.9	8	60
12	5012434.12	✓	5012634.12	✓	5012934.12	✓	2.3	12	90
16	5012434.16	✓	5012634.16	✓	5012934.16	✓	2.8	25	190
20	5012434.20	✓	5012634.20	✓	5012934.20	✓	3.0	46	340
25	5012434.25	✓	5012634.25	✓	5012934.25	✓	3.2	100	740
30	5012434.30	✓	5012634.30	✓	5012934.30	✓	3.8	190	1 400
32	5012434.32	✓	5012634.32	✓	5012934.32	✓	4.0	250	1 900
35	5012434.35	✓	5012634.35	✓	5012934.35	✓	4.2	370	2 800
40	5012434.40	✓	5012634.40	✓	5012934.50	✓	4.4	420	3 100

Weight [kg / 1]		
0.03	0.03	0.03
Units per Package		
10	10	10



Dimensions [in / mm]	
A	2.00 / 51
B	0.55 / 14

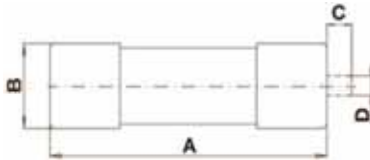


5012434



512934

A	2.00 / 51
B	0.55 / 14
C _{min}	0.28 / 7
D	0.20 / 4.9




5012634

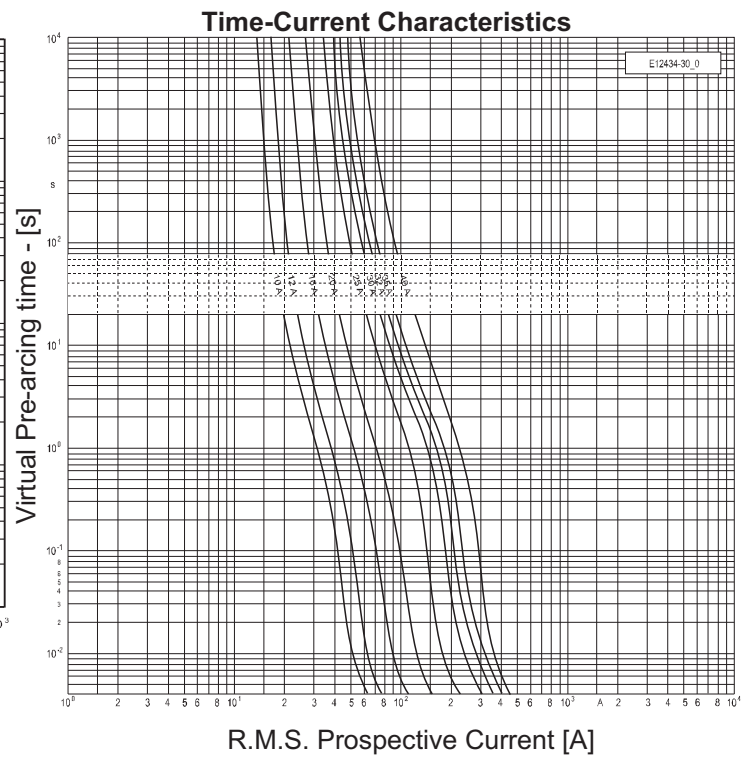
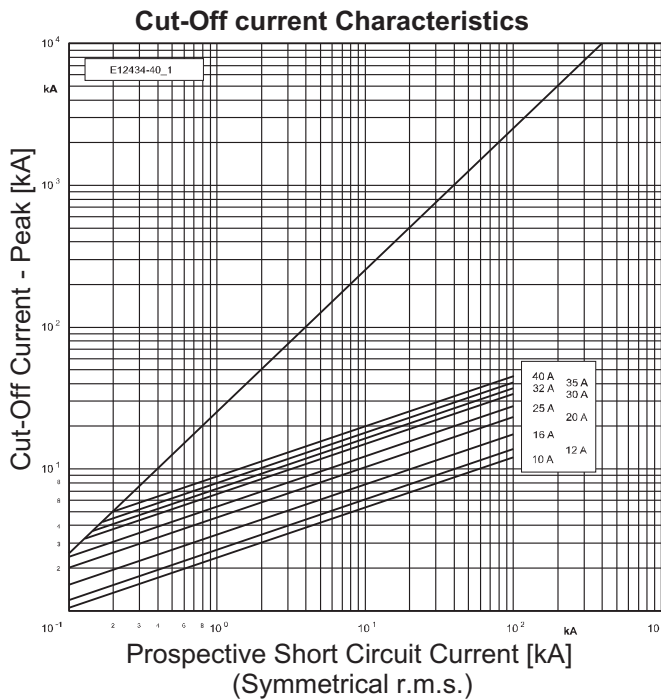
Dimensions [in / mm]	
A	2.00 / 51
B	0.55 / 14
C	2.50 / 63.5
D	3.03 / 77
E	0.34 / 8.7
F	0.32 / 5.5

Accessories

Fuse Modules - DIN Rail Mounting w/Lockout Clip	Page	Fuse Clips	Page
5105805.1	 750V/50A E186970	6100101.2	349
5105805.1L		Fuse Clips Screw mounting	
5105805.1S		Clamping plate for 6100101.2	
5105805.2		5805806	Fuse Clips PCB mounting
5105805.2L			
5105805.2S			
5105805.3			
5105805.3L			
5105805.3S			

URL  E180276 Size 14x51mm	Rated Voltage [Un] 690V _{AC} - IEC 700V _{AC} - UL	Rated Breaking Test Capacity 200kA 30kA	Class gRL (gS) 690V _{AC} 440V _{DC}	Standard(s) UL 248-13 IEC 60 269-4 VDE 0636 Part 40
	Coefficients for Heavy Duty Applications			

Coefficients for Heavy Duty Applications					
a	A2	B1	B2	Cf3	N
130	1.0	1.25	0.6	0.8	1.5



URL E180276 Size 22x58mm	Rated Voltage	Rated Breaking Test	Class	Standard(s)
	[Un]	Capacity	gRL	UL 248-13
	690V _{AC} - IEC 700V _{AC} - UL	200kA 30kA	690V _{AC} 440V _{DC}	(gS)

Rated Current I _n [A]	Without striker		With striker*		Without striker 80mm		Without indicator PCB		Power Loss [W]	Pre-arcing I ² t [A ² s]	Total I ² t @ 690V _{AC} [A ² s]
	Article Number	UL rec	Article Number	UL rec	Article Number	UL rec	Article Number	UL rec			
25	5014034.25	✓	5014234.25	✓	5014534.25	✓	5014634.25	✓	1.9	8	70
30	5014034.30	✓	5014234.30	✓	5014534.30	✓	5014634.30	✓	2.3	12	105
32	5014034.32	✓	5014234.32	✓	5014534.32	✓	5014634.32	✓	2.8	25	210
35	5014034.35	✓	5014234.35	✓	5014534.35	✓	5014634.35	✓	3.0	46	400
40	5014034.40	✓	5014234.40	✓	5014534.40	✓	5014634.40	✓	3.2	100	850
50	5014034.50	✓	5014234.50	✓	5014534.50	✓	5014634.50	✓	3.8	190	1 600
63	5014034.63	✓	5014234.63	✓	5014534.63	✓	5014634.63	✓	4.0	250	2 100
80	5014034.80	✓	5014234.80	✓	5014534.80	✓	5014634.80	✓	4.2	370	3 150
100	5014034.100	✓	5014234.100	✓	5014534.100	✓	5014634.100	✓	4.4	420	3 600

*Striker minimum operating Voltage 10V

Weight [kg / 1]

0.055

Units per Package

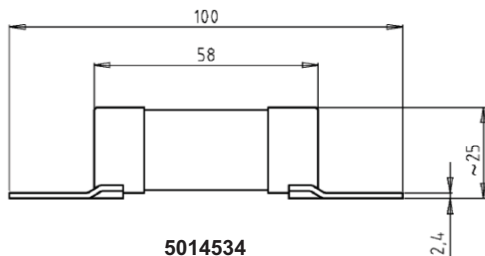
10



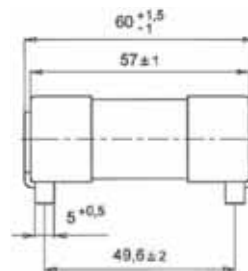
5014034



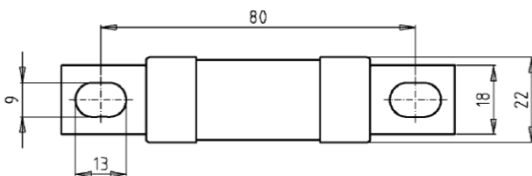
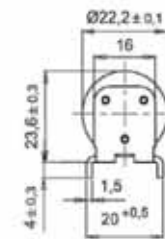
5014234



5014534




5014634



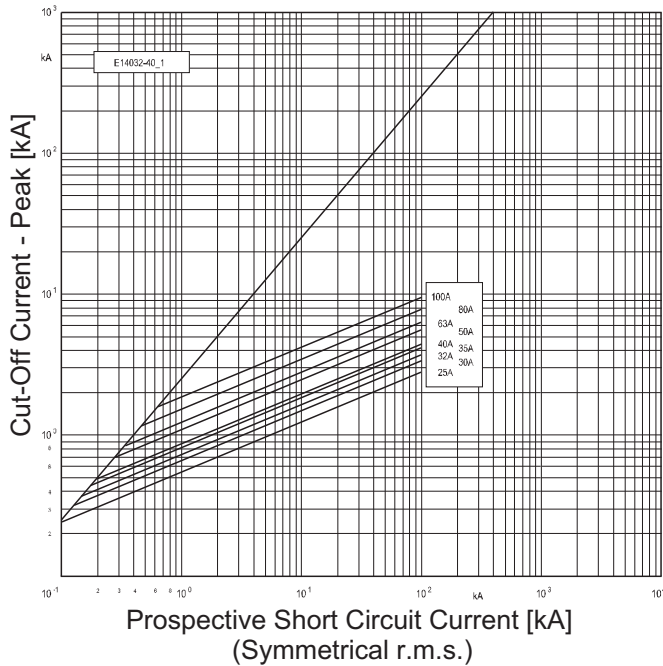
Accessories

Fuse Modules - DIN Rail Mounting w/Lockout Clip	Page	Fuse Clips & Terminal Links	Page
5106005.1	347 750V/100A E186970	6100201.3	350
5106005.1L		Fuse Clips Screw mounting	
5106005.1S		Clamping plate for 6100201.3	
5106005.2		Terminal Link for 6100201.3	
5106005.2L		5806006 Fuse Clips PCB mounting	
5106005.2S			
5106005.3			
5106005.3L			
5106005.3S			
5106006.3S			

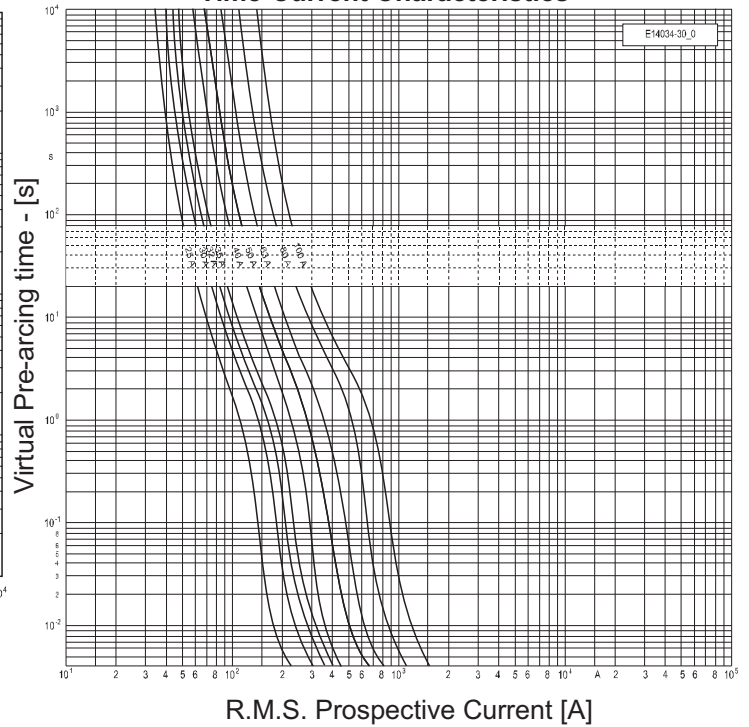
URL  E180276 Size 22x58mm	Rated Voltage [Un] 690V _{AC} - IEC 700V _{AC} - UL	Rated Breaking Test Capacity 200kA 30kA	Class gRL (gS) 690V _{AC} 440V _{DC}	Standard(s) UL 248-13 IEC 60 269-4 VDE 0636 Part 40

Coefficients for Heavy Duty Applications					
a	A2	B1	B2	Cf3	N
130	1.0	1.25	0.6	0.8	1.5

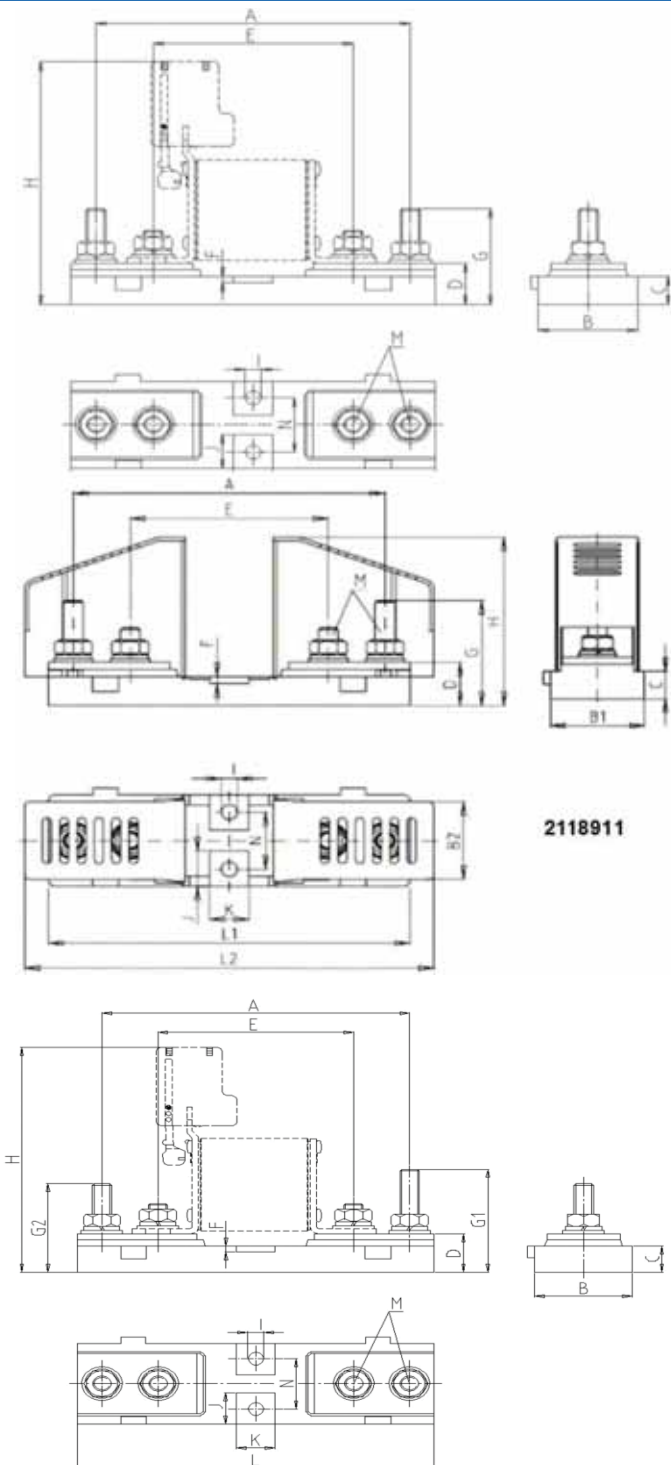
Cut-Off current Characteristics



Time-Current Characteristics



Accessories
Fuse Bases



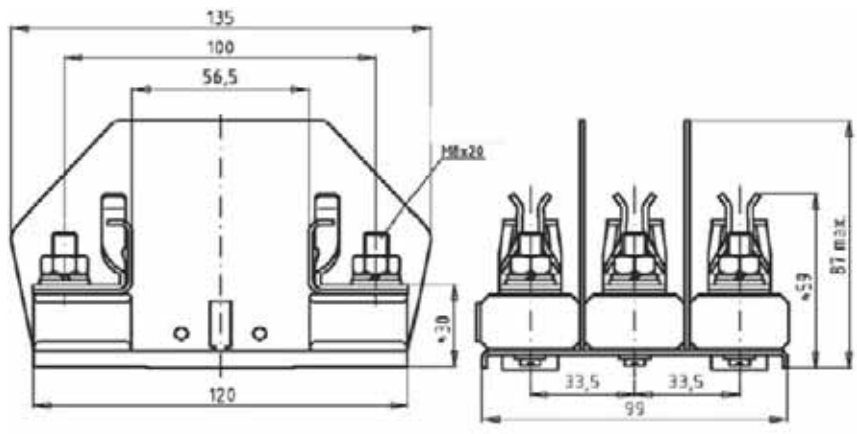
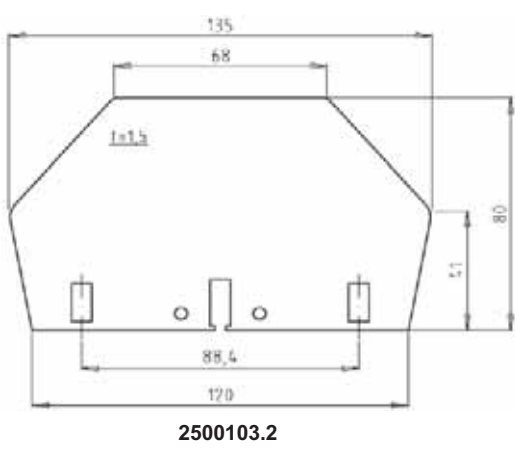
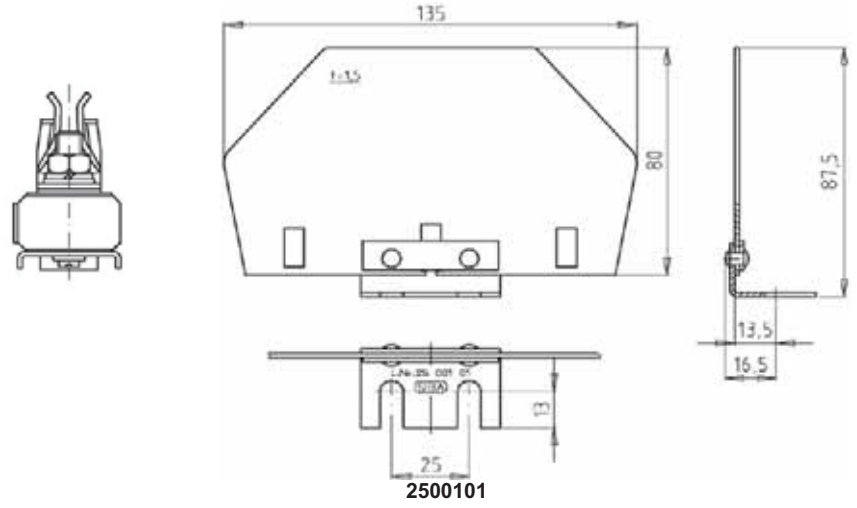
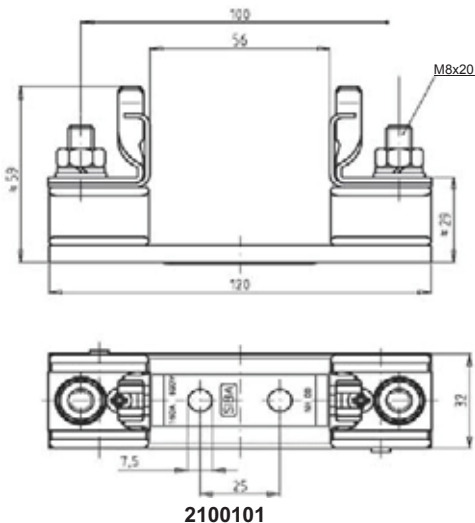
2118901

	Dimensions		
	[in / mm]		
	2118901	2118908	2118911
A	4.96 / 126	4.96 / 126	4.96 / 126
B	1.57 / 40	—	—
B₁	—	1.57 / 40	—
B₂	—	1.34 / 34	—
C	0.50 / 13	0.50 / 13	0.50 / 13
D	0.75 / 19	0.75 / 19	0.75 / 19
E	3.15 / 80	3.15 / 80	3.15 / 80
F	0.12 / 3	0.12 / 3	0.12 / 3
G	1.73 / 44	1.81 / 46	—
G₁	—	—	2.00 / 51
G₂	—	—	1.73 / 44
H	4.40 / 112	2.91 / 74	4.40 / 112
I	0.26 / 6.5	0.26 / 6.5	0.26 / 6.5
J	0.60 / 15.5	0.60 / 15.5	0.60 / 15.5
K	0.63 / 16	0.63 / 16	0.63 / 16
L_{max}	5.75 / 146	—	5.75 / 146
L₁	—	5.75 / 146	—
L₂	—	6.50 / 165	—
M	M8	M8	M8
N	0.98 / 25	0.98 / 25	0.98 / 25
Max M8 nut torque			
12N•m			
8.8lb•ft			
106lb•in			
Max base mounting torque			
4N•m			
3lb•ft			
35lb•in			

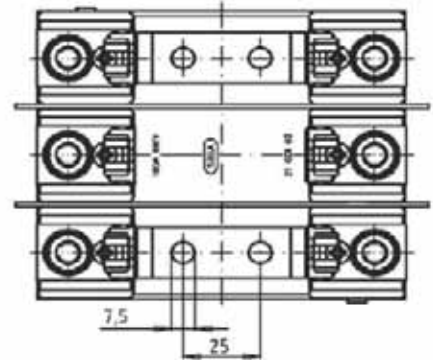
2118908

URL	Rated Voltage 690V _{AC} -IEC	Accessories Fuse Bases	Standard(s) DIN 43620
NH 000/00			

Fuse Size	Fuse Base Article No.	Rated Current [A]	Rated Power Acceptance [W]	Weight [kg/1]	Units per Package	External Wall Article No.	Partition Wall Article No.	Insulating Contact Covers
1 - Pole	2100101	160	12	0.44	1	2500101	2500103.2	—
3 - Pole	2100103			0.81				



Maximum Torque
Fuse base mounting - 12N•m
Cable connection - 12N•m

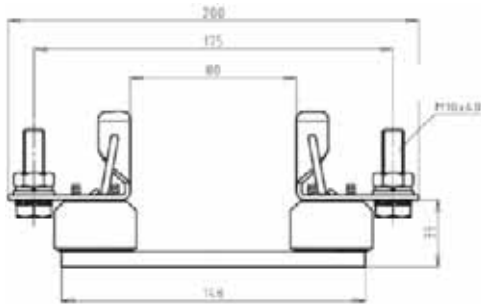


2100103 - 3 Pole
with two partition walls

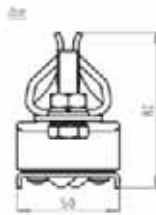
URL	Rated Voltage 690V _{AC} -IEC	Accessories Fuse Bases				Standard(s) DIN 43620		
NH 1								

Fuse Size	Fuse Base Article No.	Rated Current [A]	Rated Power Acceptance [W]	Weight [kg/1]	Units per Package	External Wall Article No.	Partition Wall Article No.	Insulating Contact Covers Article No.
1 - Pole	2100301	250	32	0.72	1	25 003 01	2100303.30	2100301.26
3 - Pole	2100303			2.31			—	

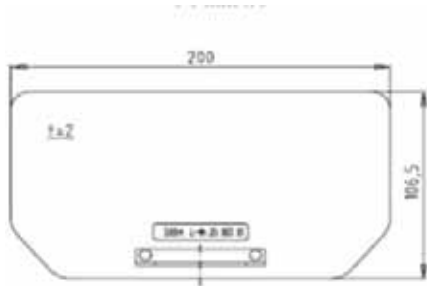
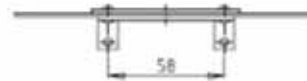
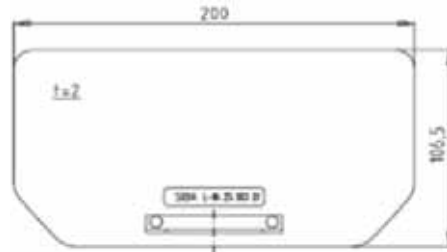
Parallel installation of single pole fuse bases, distance between centers ≥ 58 mm.



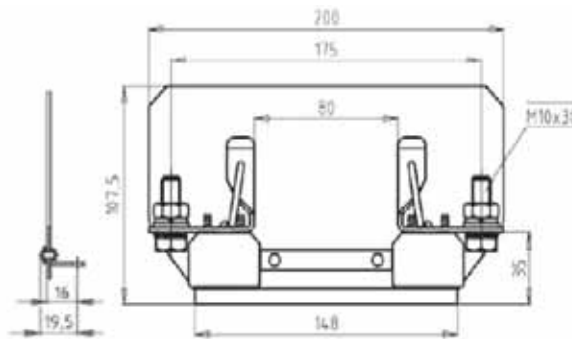
2100301



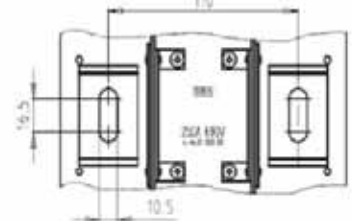
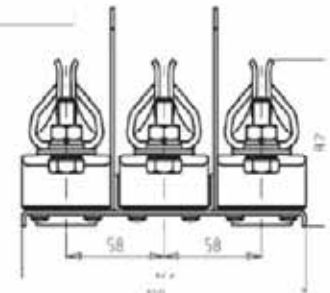
2500301



2100303.30

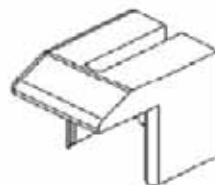


with two partition walls



2100303

with two partition walls



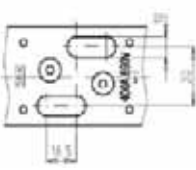
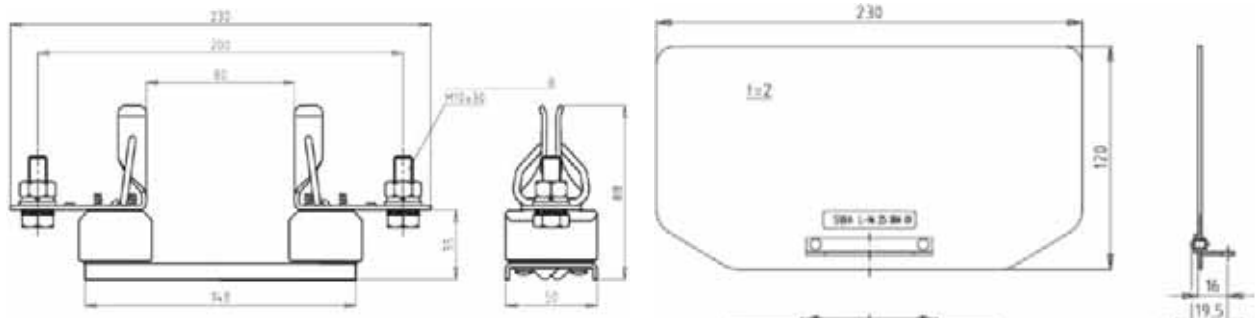
2100301.26

Maximum Torque	
Fuse base mounting	- 20N·m
Cable connection	- 32N·m

URL	Rated Voltage 690V _{AC} -IEC	Accessories Fuse Bases				Standard(s) DIN 43620		
NH 2								

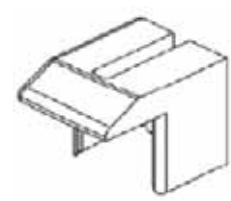
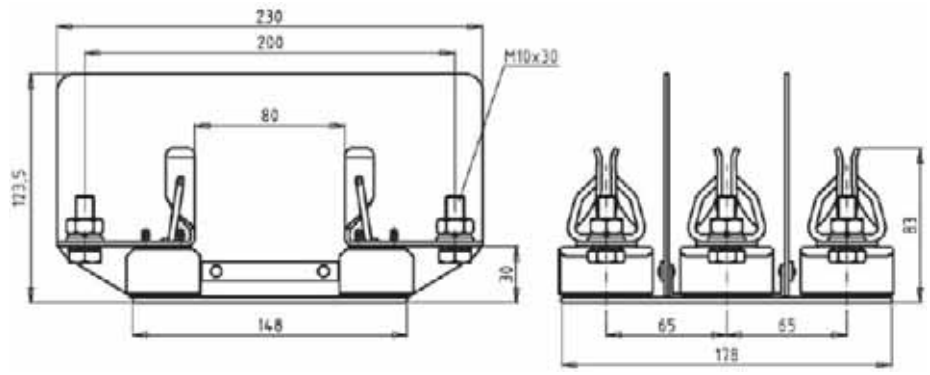
Fuse Size	Fuse Base Article No.	Rated Current [A]	Rated Power Acceptance [W]	Weight [kg/1]	Units per Package	External Wall Article No.	Partition Wall Article No.	Insulating Contact Covers
2								
1 - Pole	2100401	400	45	0.88	1	2500401	—	2100401.26
3 - Pole	2100403			3.15				

Parallel installation of single pole fuse bases, distance between centers ≥ 65mm.

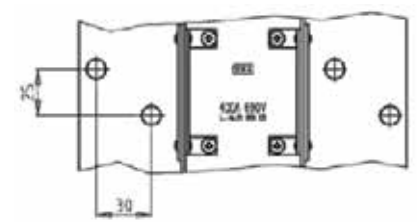


2100401

2500401



2100401.26



2100403

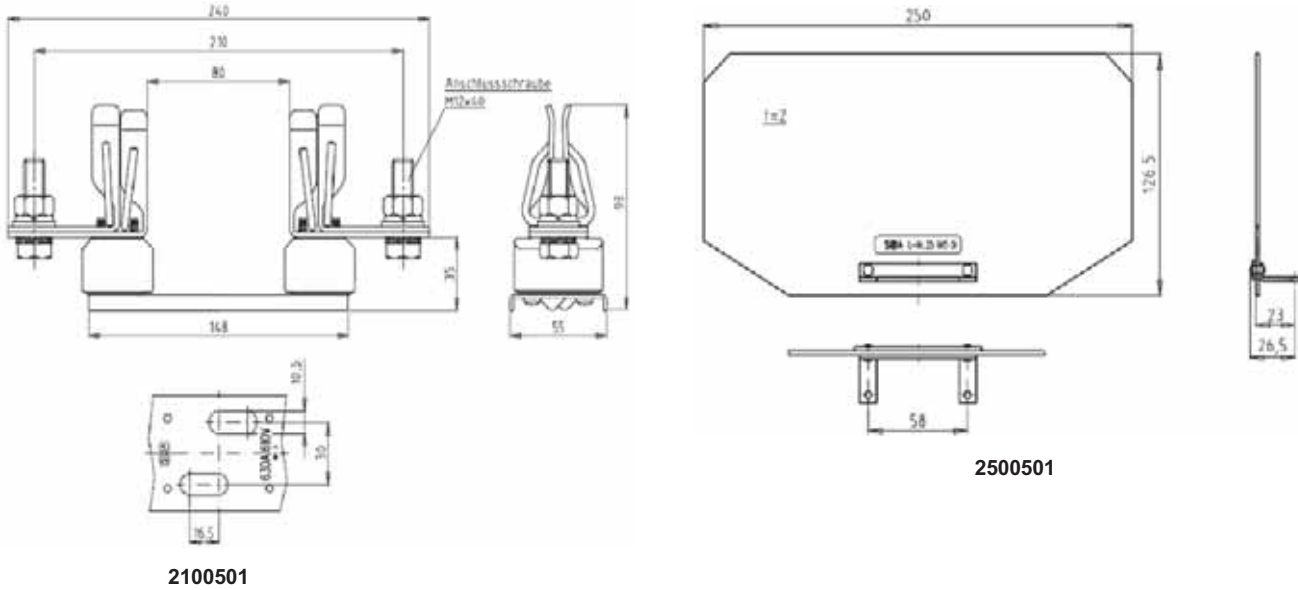
with two partition walls

Maximum Torque	
Fuse base mounting	- 20N•m
Cable connection	- 32N•m

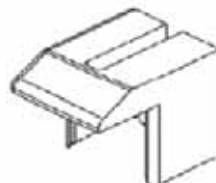
URL	Rated Voltage 690V _{AC} -IEC	Accessories Fuse Bases				Standard(s) DIN 43620		
NH 3								

Fuse Size	Fuse Base Article No.	Rated Current [A]	Rated Power Acceptance [W]	Weight [kg/1]	Units per Package	External Wall Article No.	Partition Wall Article No.	Insulating Contact Covers
3	2100501	630	60	1.16	1	2500501	—	2100501.26
1 - Pole								

Parallel installation of single pole fuse bases, distance between centers ≥ 75 mm.



Maximum Torque	
Fuse base mounting	- 20N•m
Cable connection	- 32N•m

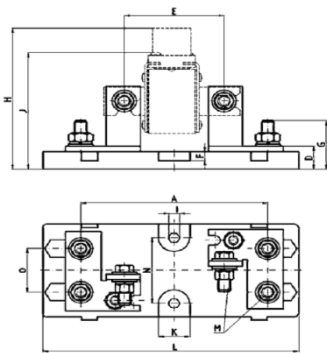


2100501.26

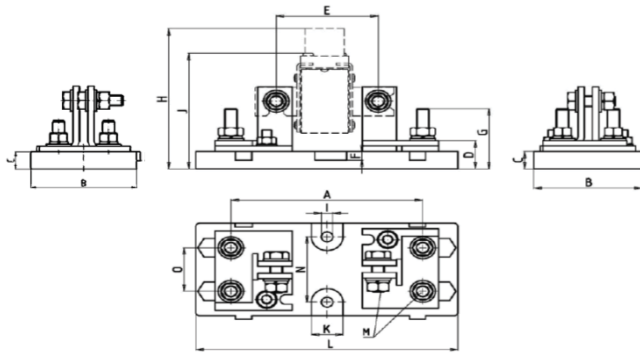
URL
C RL US
E186970

Accessories
Fuse Bases
&
Fuse Modules

Article Number	Mounting Centers [mm]	Rated Voltage IEC / UL [V]	Rated Current IEC / UL [A]	Interrupt withstand current [kA]	Weight [kg / 1]	Dimensions [in/mm]		
2132301	110	1400 / 1200	630 / 630	200	1.22	2132301		2132302
2132302			1250 / 1250		1.26	7.10 / 180	A	7.10 / 180
						3.35 / 85	B	3.35 / 85
						0.63 / 16	C	0.63 / 16
						0.83 / 21	D	0.83 / 21
						4.33 / 110	E	4.33 / 110
						0.30 / 8	F	0.30 / 8
						1.80 / 46	G	1.80 / 46
						5.00 / 127	H(Size 1)	5.00 / 127
						5.12 / 130	H(Size 2)	5.12 / 130
						5.40 / 137	H(Size 3)	5.40 / 137
						0.35 / 9	I	0.35 / 9
						4.10 / 104	J(Size 1)	4.10 / 104
						4.25 / 108	J(Size 2)	4.25 / 108
						4.53 / 115	J(Size 3)	4.53 / 115
						0.98 / 25	K	0.98 / 25
						8.07 / 205	L _{max}	8.07 / 205
						- / M10	M	- / M10
						2.36 / 60	N	2.36 / 60
						1.57 / 40	O	1.57 / 40
						Nut Torque Max - 48N•m / 35.3lb•ft		
						Base Torque Max - 15N•m / 41.3.3lb•in		



2132301



2132302

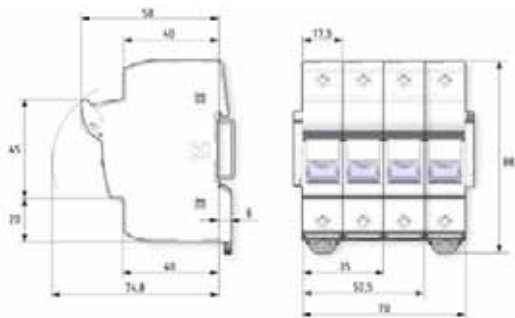


URL E186970 	Rated Voltage 750V _{AC} - UL 690V _{AC} / 750V _{DC} - IEC w/lamp indicator	Accessories Fuse Modules	Standard(s) UL 4248-1 IEC 60269-1 & 2 IEC 60947-1 & 2	Standard(s) CSA 22.2 VDE 0636-1 & 2 VDE 0660-100 & 107
---------------------------	--	------------------------------------	---	--

	5106305	5105805	5106005
	10mm x 38mm	14mm x 51mm	22mm x 58mm
Rated voltage; UL(rec)	750V _{AC/DC}	750V _{AC}	750V _{AC}
Rated voltage; IEC	690V _{AC} / 750V _{DC}	690V _{AC} / 750V _{DC}	690V _{AC} / 750V _{DC}
Rated current;	30A UL, 32A IEC	50A UL, 50A IEC	125A UL, 100A IEC
Power acceptance; 4W	4W	6W	12W
Conductor solid;	0.75mm ² - 16mm ²	1.5mm ² - 35mm ²	1.5mm ² - 50mm ²
Conductor stranded;	0.75mm ² - 16mm ²	1.5mm ² - 25mm ²	1.5mm ² - 35mm ²
Maximum torque;	2.5N•m	2.5N•m - 3N•m	3.5N•m - 4N•m
Utilization Category AC-21B 690V - DC-20B 750V	AC-21B 690V, DC-20B 750V		
Pollution degree;	3	3	3
Rated insulation voltage; U _{imp} = 6kV	U _{imp} = 6kV	U _{imp} = 8kV	U _{imp} = 8kV
Degree of protection; IP-20*	Contact SIBA*	Contact SIBA*	Contact SIBA*
Construction, body & handle;	Thermoplastic Polyester		
Contacts;	copper-silver plated		
Flammability "UL 94";	V0	V0	V0
Operating temperature range;	-50°C to +85°C**		
Rating of light indicator;	120V _{AC/DC} - 690V _{AC/DC}	230V _{AC/DC} - 690V _{AC/DC}	230V _{AC/DC} - 690V _{AC/DC}
*Depends on connection and mounting parts; Contact SIBA for; stranded wire or solid wire or solid wire	≤ 6mm ² ≤ 10mm ²	≤ 10mm ² ≤ 16mm ²	≤ 16mm ² ≤ 25mm ²
** Avoid handling of lever during installation or maintenance below -20°C			
Important: DO NOT OPEN UNDER LOAD !			

5106305 Series for 10x38mm Fuse Links

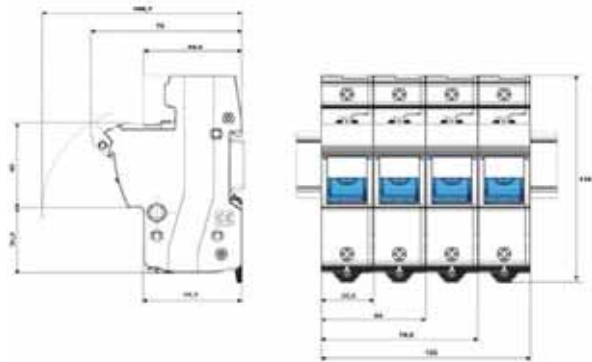
Article No.		
5106305.1	1-Pole	No Indicator
5106305.1L		w/ Neon Lamp Indicator
5106305.2	2-Pole	No Indicator
5106305.2L		w/ Neon Lamp Indicator
5106305.3	3-Pole	No Indicator
5106305.3L		w/ Neon Lamp Indicator
5106305.4	4-Pole	No Indicator
5106305.4L		w/ Neon Lamp Indicator
Fuse module current derating for adjacent pole with direct contact		
Number of Poles	De-rating factor	
1 - 3	1.0X _{I_n}	
4 - 6	0.8X _{I_n}	
7 - 9	0.7X _{I_n}	
≥ 10	0.6X _{I_n}	



URL E186970 	Rated Voltage	Accessories	Standard(s)
	750V _{AC} - UL	UL 4248-1	CSA 22.2
	690V _{AC} - 750V _{DC} - IEC w/lamp indicator	IEC Fuse Modules IEC 60269-1 & 2 IEC 60947-1 & 2	VDE 0636-1 & 2 VDE 0660-100 & 107

5105805 Series for 14x52mm Fuse Links

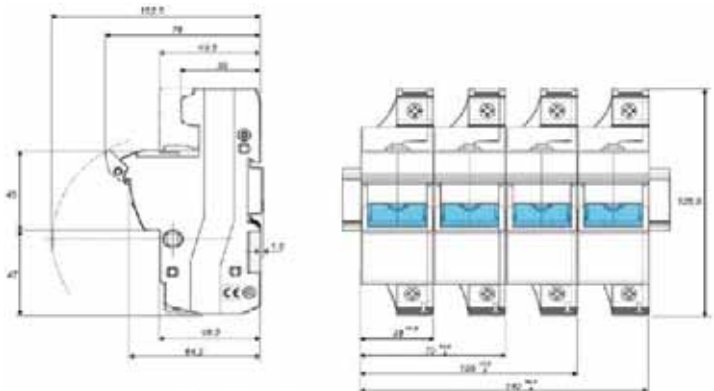
Article No.	Description	
5105805.1	1-Pole	
5105805.1L		w/neon lamp indicator
5105805.1S		w/microswitch
5105805.2	2-Pole	
5105805.2L		w/neon lamp indicator
5105805.2S		w/microswitch
5105805.3	3-Pole	
5105805.3L		w/neon lamp indicator
5105805.3S		w/microswitch
Fuse module current derating for adjacent pole with direct contact		
Number of Poles	De-rating factor	
1 - 3	1.0X _{I_n}	
4 - 6	0.8X _{I_n}	
7 - 9	0.7X _{I_n}	
≥ 10	0.6X _{I_n}	



 **750V/50A**

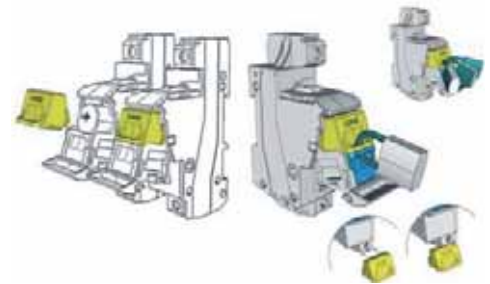
5106005 Series for 22x58mm Fuse Links

Article No.	Description	
5106005.1	1-Pole	
5106005.1L		w/neon lamp indicator
5106005.1S		w/microswitch
5106005.2	2-Pole	
5106005.2L		w/neon lamp indicator
5106005.2S		w/microswitch
5106005.3	3-Pole	
5106005.3L		w/neon lamp indicator
5106005.3S		w/microswitch
Fuse module current derating for adjacent pole with direct contact		
Number of Poles	De-rating factor	
1 - 3	1.0X _{I_n}	
4 - 6	0.8X _{I_n}	
7 - 9	0.7X _{I_n}	
≥ 10	0.6X _{I_n}	



 **750V/125A**

Lockout Clip
5106005.101



SIBA LLC

29 Fairfield Place
West Caldwell, New Jersey 07006

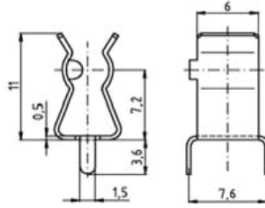
Phone 1-973-575-7422
Fax 1-973-575-5858

e-mail: info@sibafuse.com
www.siba-fuses.us

Accessories

Fuse Clips

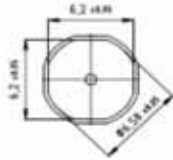
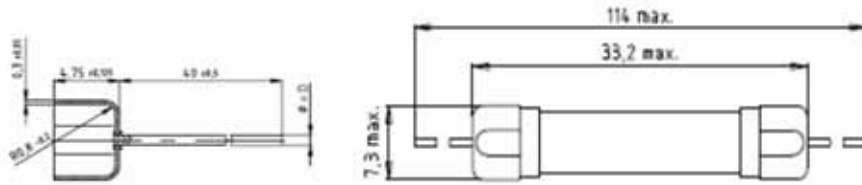
Fuse Clips for 6.3mm Diameter Contacts



199429

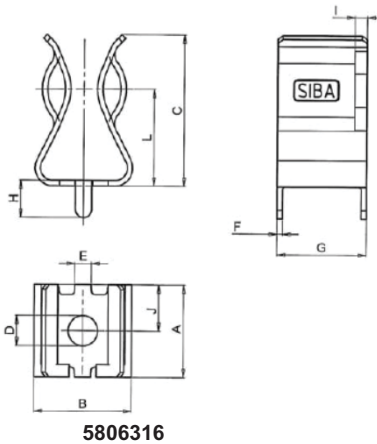
Fuse Press on Caps with Axial Leads

6.3mm Diameter fuses



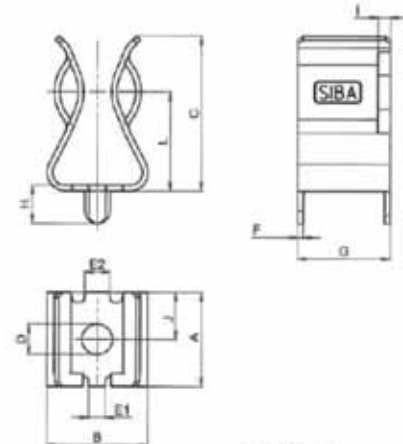
	Lead diameter D[mm]	Rated Current Maximum [A]
204100	0.8	12.5
204101	0.8	20

Fuse Clips for 10mm Diameter Contacts



5806316

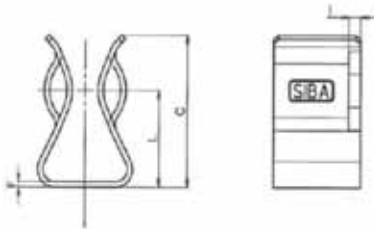
Dimensions [in / mm]		
5806316		5806319
0.43 / 11.0	A	0.43 / 11.0
0.47 / 12.0	B	0.47 / 12.0
0.71 / 18.0	C	0.71 / 18.0
0.14 / 3.6	D	0.14 / 3.6
0.08 / 2.0	E	—
—	E ₁	0.08 / 2.0
—	E ₂	0.47 / 12.0
0.03 / 0.65	F	6.85 / 174
0.43 / 11.0	G	0.43 / 11.0
0.18 / 4.45	H	0.18 / 4.45
0.06 / 1.5	I	0.06 / 1.5
0.22 / 5.5	J	0.22 / 5.5
0.45 / 11.5	L	0.45 / 11.5



5806319

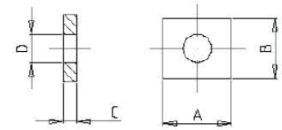
Accessories
Fuse Clips

Fuse Clips for 10mm Diameter Contacts

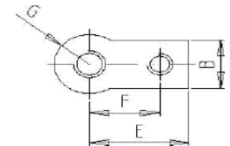
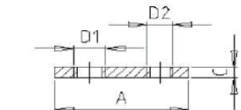


5806317

Dimensions [in / mm]			
5806317		6301701	6301701.3
0.43 / 11.0	A	0.39 / 10.0	0.83 / 21.0
0.47 / 12.0	B	0.35 / 9.0	0.24 / 6.0
0.71 / 18.0	C	0.08 / 2.0	0.08 / 2.0
0.17 / 4.2	D	0.17 / 4.2	—
—	D ₁	—	— / M5
—	D ₂	—	— / M4
—	E	—	0.61 / 15.5
0.03 / 0.65	F	—	0.43 / 11.0
—	G	—	0.22 / 5.5
—	H	—	—
0.06 / 1.5	I	—	—
0.22 / 5.5	J	—	—
0.45 / 11.5	L	—	—

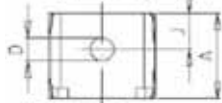
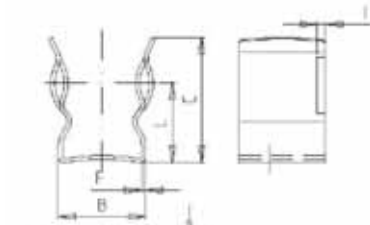


6301701



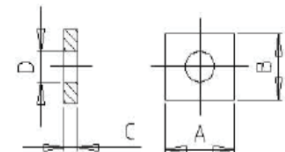
6301701.3

Fuse Clips for 14mm Diameter Contacts

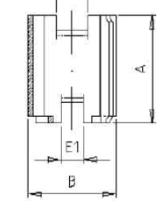
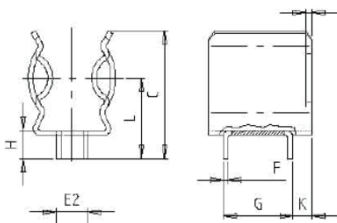


6100101.2

Dimensions [in / mm]		
6100101.2		6301701
0.61 / 15.5	A	0.39 / 10.0
0.61 / 15.5	B	0.35 / 9.0
0.90 / 22.8	C	0.08 / 2.0
0.17 / 4.2	D	0.17 / 4.2
0.03 / 0.7	F	—
0.06 / 1.5	I	—
0.26 / 6.5	J	—
0.57 / 14.5	L	—



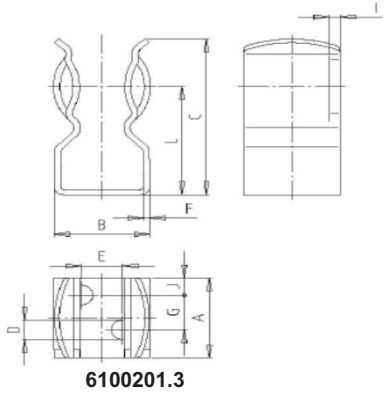
6301701



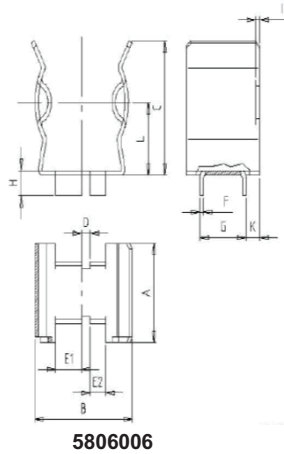
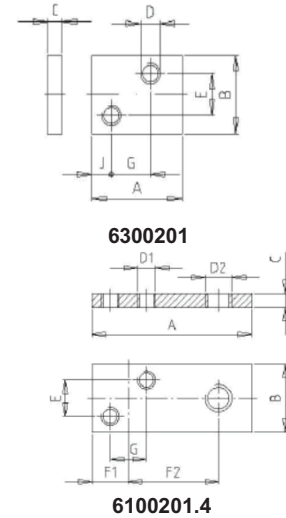
5805806

Dimensions [in / mm]		
5805806		
0.63 / 16.0	A	
0.47 / 12.0	B	
0.61 / 15.5	C	
0.14 / 3.5	E ₁	
0.20 / 5.0	E ₂	
0.03 / 0.70	F	
0.42 / 10.7	G	
0.17 / 4.2	H	
0.04 / 1.0	I	
0.12 / 3.0	K	
0.33 / 8.5	L	

Accessories
Fuse Clips
Fuse Clips for 22mm Diameter Contacts



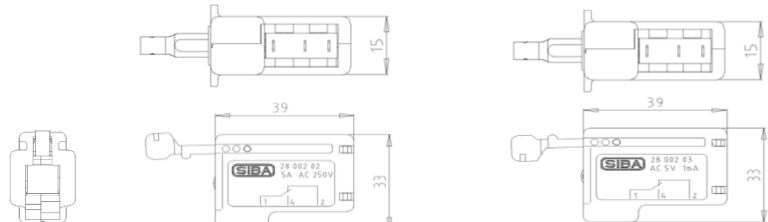
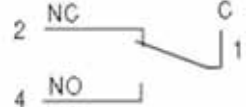
Dimensions [in / mm]			
6100201.3		6300201	6100201.4
0.73 / 18.5	A	0.73 / 18.5	1.40 / 35.5
0.72 / 18.4	B	0.59 / 15.0	0.59 / 15.0
1.42 / 36.0	C	0.12 / 3.0	0.12 / 3.0
0.18 / 4.2	D	— / M4	—
—	D₁	—	— / M4
—	D₂	—	— / M6
0.31 / 8.0	E	0.31 / 8.0	0.31 / 8.0
0.05 / 1.2	F	—	—
—	F₁	—	0.30 / 7.5
—	F₂	—	0.31 / 8.0
0.31 / 8.0	G	0.31 / 8.0	0.31 / 8.0
0.08 / 2.0	I	—	—
0.16 / 4.0	J	0.16 / 4.0	—
0.98 / 25.0	L	—	—



Dimensions [in / mm]	
5806006	
0.67 / 17.0	A
0.79 / 20.0	B
0.91 / 23.0	C
0.08 / 2.0	D
	E
0.24 / 6.0	E₁
0.14 / 3.5	E₂
0.03 / 0.8	F
0.42 / 10.7	G
0.17 / 4.2	H
0.04 / 1.0	I
0.13 / 3.2	K
0.49 / 12.5	L

URL Accessories **Accessories**
Microswitches

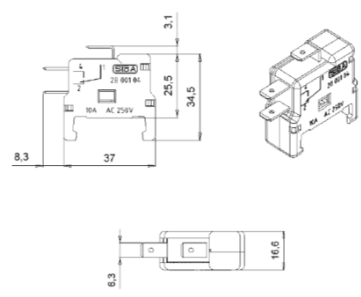
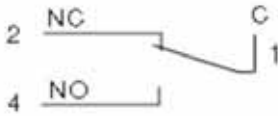
GL - Microswitch						
Standard Level						
Article Number	Insulating Voltage [V]	Change Over Circuits	Interrupt Rating			
			AC		DC	
			[V]	[A]	[V]	[A]
2800201	—	1	250	5(resistive)	33	3(resistive)
2800202				3(inductive)	26	3(inductive L/R =10ms)
Low Level						
			Interrupt Rating			
			Minimum	Maximum		
2800203	—	1	5V _{AC}	1mA(resistive)	30V _{AC}	0.3A
2800204			5V _{DC}		30V _{DC}	
Weight [kg / 1]						
0.02						
Units per Package						
10						



2800202 / 2800204
(Red Hammer)

2800201 / 2800203
(Black Hammer)

M - Microswitch						
Standard Level						
Article Number	Insulating Voltage [V]	Change Over Circuits	Interrupt Rating			
			Minimum Load Requirement AC/DC		Maximum AC / DC	
			[V] _{resistive}	[mA]	[V]	[A]
2800104	—	1	30	10	10	
Low Level						
2801104	—	1	5	1	10	1



2800104 Standard
2801104 Low Level

