

# SPECIFICATION

## APPROVAL SHEET

**CUSTOMER:**  
**PRODUCTS:** AKMJ series AC Capacitor (3 phase)  
**CATEGORY:** 3x135 $\mu$ F 640Vac  
**ORDERING CODE:** 417J641A52501  
**CUSTOMER CODE:**  
**DATE:** Dec 09<sup>th</sup>, 2022 (Ver 0)

承認印/APPROVAL STAMP	
供方 /VENDER	客戶 /CUSTOMER
<b>Design</b>	<b>Audit</b>
JJ.C Dec 7 <sup>th</sup> , 2022	D.H Dec 7 <sup>th</sup> , 2022

### Specification Revisions:

Revision Level	Revision Change	Date	Initials

## CABO ELECTRONICS(FOSHAN) LIMITED

TEL: 86-757-8879 3288 FAX: 86-757-8619 7918

info@cabonix.com www.cabonix.com

### A Hi-Reliability capacitor brand of China

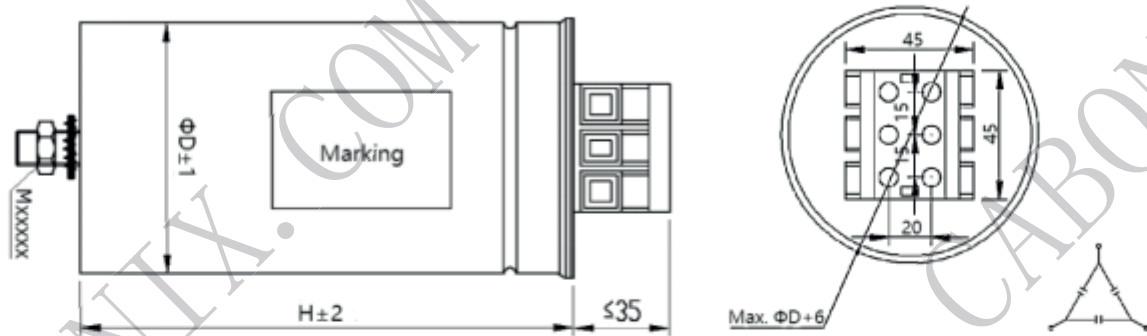
Failure Rate  $\leq 100$ FIT | 100% Tested Before Delivery



技術圖紙請勿外傳！該產品引用了多項自主技術專利，CABO 保留追究一切技術圖紙外流導致損失的權利。  
 Confidential and invention patents are contained in CABO solution, disclosure or distribution of this specification is prohibited.

### AKMJ series 3 phase AC Capacitors

3x135 $\mu$ F640Vac Ordering code:417J641A52501

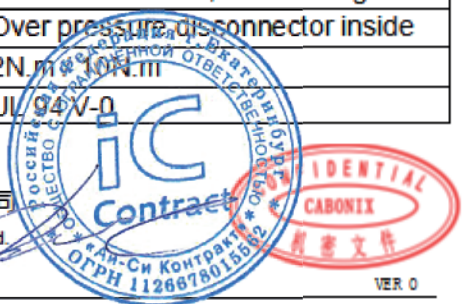


Capacitance ( $\mu$ F)	$U_{nac}$ (Vac)	$U_{rms}$ (Vac)	$\Phi D$ (mm)	H (mm)	Mxxxxx (mm)	Inner Connection
3x135	640	450	116	230	12x16	Delta $\Delta$

Dimensions in mm, unspecified dimensions tolerance  $\pm 1$ mm

### 技術參數 Technical specification

Electrical Characteristics	
Capacitance ( $C_n$ )	3x135 $\mu$ F @100Hz
Capacitance tolerance	$\pm 5\%$ (J) @100Hz
Rated Voltage ( $U_n$ )	640Vac
RMS Voltage ( $U_{rms}$ )	450 Vac
Max RMS Current ( $I_{max}$ )	3x46 A
Max Peak Current ( $I_{pk}$ )	3.9k A
Max Surge Current ( $I_s$ )	11.7k A
Dissipation Factor	$tg\delta \leq 0.002$ @ 100Hz
Equivalent Series Resistance	$\leq 3 \times 0.9m\Omega$ @10kHz
Insulation Resistance ( $R_i$ )	$R_i \cdot C \geq 5000s$ @100V, 1min
Operating Temperature ( $T_w$ )	-40~+85 $^{\circ}$ C
Storage Temperature ( $T_s$ )	-40~+85 $^{\circ}$ C
Life expectancy	$\geq 100,000$ Hrs @0.8 $U_{rms}$ , $\theta_{hotspot} \leq 70^{\circ}$ C
Altitude	$\leq 2000m$
Mechanical and test parameters	
Test voltage - terminals ( $U_{tt}$ )	2.15 $U_{rms}$ 10s
Test voltage - terminal/case ( $U_{tc}$ )	3500Vac 10s @50Hz
Shell material	Aluminum shell
Dielectric medium	Metallized PP film, self-healing
Safety design	Over pressure disconnector inside
Max torque terminals/bottom bolt	2N.m @ 10N.m
Fire resistance	UL 94V-0



**引用標準 Reference standard**

IEC61071-1/2 , UL810 , UL94 , CABO Internal Standard


**包裝與運輸 Packing and shipment**

The capacitors are packed into a cardboard box, any kinds of shipment are permitted.  
But the sprinkle of rain or snow and mechanical damage must be avoided.

**標識 Marking**

The capacitor is marked by laser print or stamp or adhesive label,  
With following information:

1. Rated capacitance value (3x135 $\mu$ F)
2. Rated voltage ( 640Vac)
3. Tolerance on rated capacitance (J :  $\pm$ 5%)
4. Part number (Code for ordering 417J641A52501)
5. Trace code and serial number (MFR-WEEK-SN)

**提醒和警示 Cautions and Warnings**

- (1) Caution the installing direction:
- (2) Overpressure disconnector inside, at least 30mm is necessary at the top space after the capacitors installed.
- (3) Pay attention to the application when the altitude over 2000m, it will affect the insulation and cooling of the capacitor.
- (4) The capacitor have not discharge resistors between terminals, so the energy stocked in the capacitor may be lethal, before handle capacitors please discharge through resistor, short-circuit the capacitor is not permit.
- (5) Check thickness of the connections/terminals periodically.
- (6) Do not use or store capacitors in corrosive atmosphere, especially where chloride gas, sulfide gas, acid, alkali, salt or the like are present. In the dusty environment regular maintenance and cleaning especially of the terminals is required to avoid conductive path between phases.
- (7) Maximum permissible voltages, Maximum within one day: (1.1U<sub>n</sub>, 30% of on-load duration) (1.15U<sub>n</sub>, 30min) (1.2U<sub>n</sub>, 5min) (1.3U<sub>n</sub>, 1min) (1.5U<sub>n</sub>, 100ms).
- (8) All the data measured at Room Temperature(R.T. 23 $\pm$ 8 $^{\circ}$ C) unless otherwise specified.
- (9) CABO is not responsible for any damages, which are caused by the improper installation and application. Before using the capacitor in any application, please read carefully this technical data-sheet.
- (10) Specifications are subject to change without prior notice. Don't hesitate to contact us for any doubts and more detail information.