



## 1200V/10A Silicon Carbide Power Schottky Barrier Diode

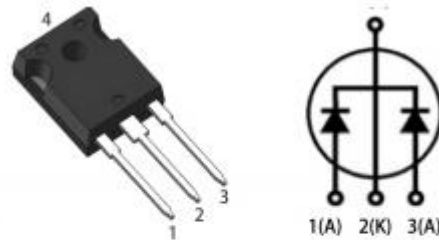
### Features

- Zero reverse recovery current
- Zero forward recovery voltage
- Temperature independent switching behavior
- High temperature operation
- High frequency operation

Key Characteristics		
$V_{RRM}$	<b>1200</b>	<b>V</b>
$I_F, T_c \leq 158^\circ\text{C}$	<b>5*</b>	<b>A</b>
$Q_c$	<b>28.7*</b>	<b>nC</b>

### Benefits

- Unipolar rectifier
- Substantially reduced switching losses
- No thermal run-away with parallel devices
- Reduced heat sink requirements
- Support PPAP
- Halorn-Free, RoHS compliant, REACH Qualified



### Applications

- SMPS, e.g., CCM PFC;
- Motor drives, Solar application, UPS, Wind turbine, Rail traction, EV/HEV



Part No.	Package Type	Marking
G5S12010BM	TO-247AB	G5S12010BM

\*Per leg; \*\*Per device

**Maximum Ratings**

Parameter	Symbol	Test Condition	Value	Unit
Repetitive Peak Reverse Voltage	$V_{RRM}$		1200	V
Surge Peak Reverse Voltage	$V_{RSM}$		1200	V
DC Blocking Voltage	$V_{DC}$		1200	V
Continuous Forward Current	$I_F$	$T_C=25^{\circ}C$ $T_C=125^{\circ}C$ $T_C=158^{\circ}C$	19.35* 10.5* 5*	A
Repetitive Peak Forward Surge Current	$I_{FRM}$	$T_C=25^{\circ}C$ , $t_p=10ms$ , Half Sine Wave, $D=0.3$	30*	A
Non-repetitive Peak Forward Surge Current	$I_{FSM}$	$T_C=25^{\circ}C$ , $t_p=10ms$ , Half Sine Wave	78*	A
Power Dissipation	$P_{TOT}$	$T_C=25^{\circ}C$	93*	W
		$T_C=110^{\circ}C$	40*	W
Operating Junction	$T_j$		-55°C to 175°C	°C
Storage Temperature	$T_{stg}$		-55°C to 175°C	°C
Mounting Torque		M3 Screw	1	Nm
		6-32 Screw	8.8	lbf-in

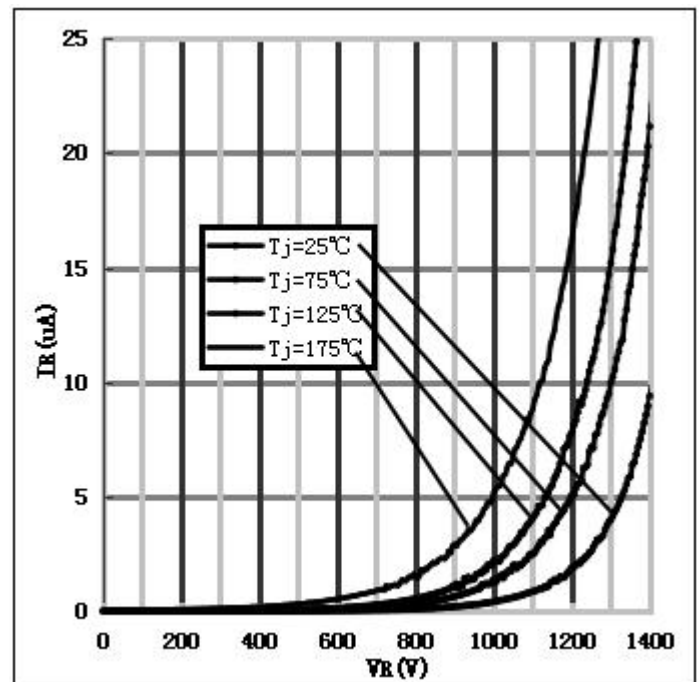
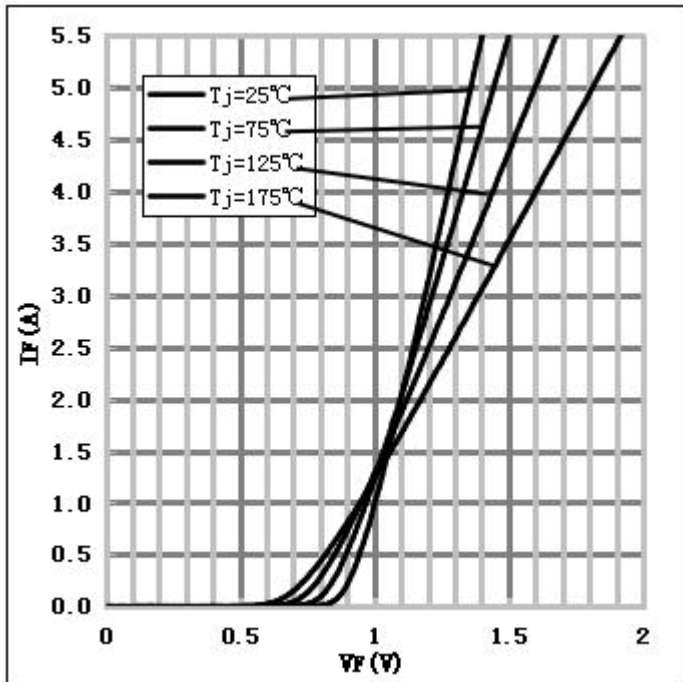
**Thermal Characteristic**

Parameter	Symbol	Test Condition	Value	Unit
			Typ.	
Thermal resistance from junction to case	$R_{thJC}$		1.61* 0.805**	°C/W

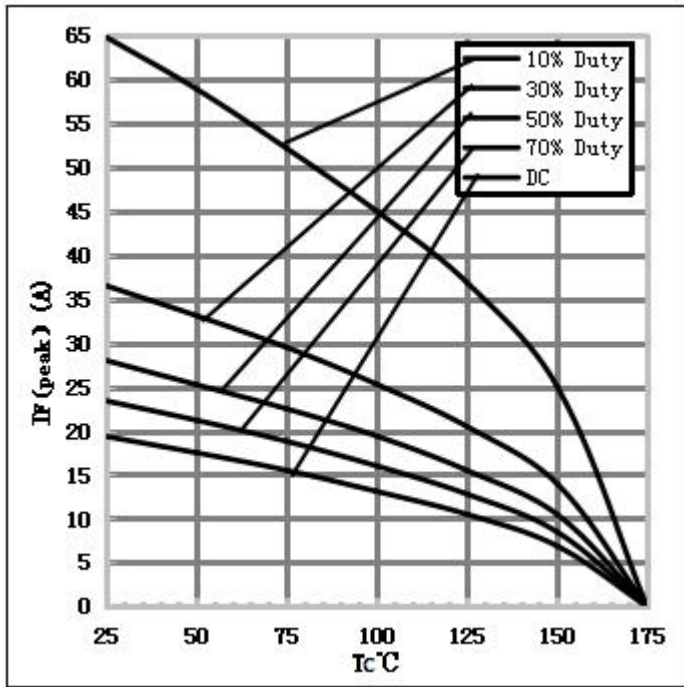
\*Per leg; \*\*Per device

**Electrical Characteristics (Per leg)**

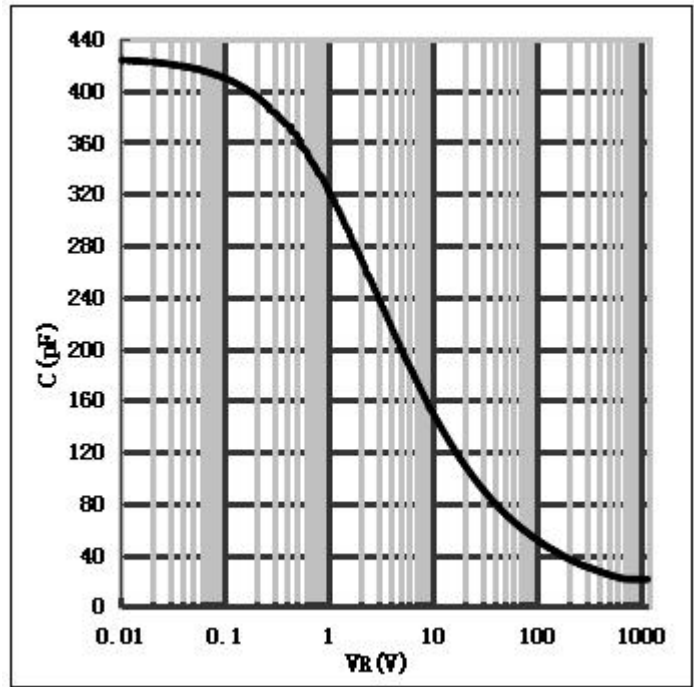
Parameter	Symbol	Test Conditions	Numerical		Unit
			Typ.	Max.	
Forward Voltage	$V_F$	$I_F=5A, T_j=25^\circ C$	1.36	1.7	V
		$I_F=5A, T_j=175^\circ C$	1.81	2.5	
Reverse Current	$I_R$	$V_R=1200V, T_j=25^\circ C$	1.9	50	$\mu A$
		$V_R=1200V, T_j=175^\circ C$	16	100	
Total Capacitive Charge	$Q_C$	$V_R=800V, T_j=150^\circ C$ $Q_C = \int_0^{V_R} C(V)dV$	28.7	-	nC
Total Capacitance	C	$V_R=0V, T_j=25^\circ C, f=1MHz$	424	440	pF
		$V_R=400V, T_j=25^\circ C, f=1MHz$	26.8	27.8	
		$V_R=800V, T_j=25^\circ C, f=1MHz$	22.06	23.06	

**Performance Graphs (Per leg)**1) Forward IV characteristics as a function of  $T_j$  :2) Reverse IV characteristics as a function of  $T_j$  :

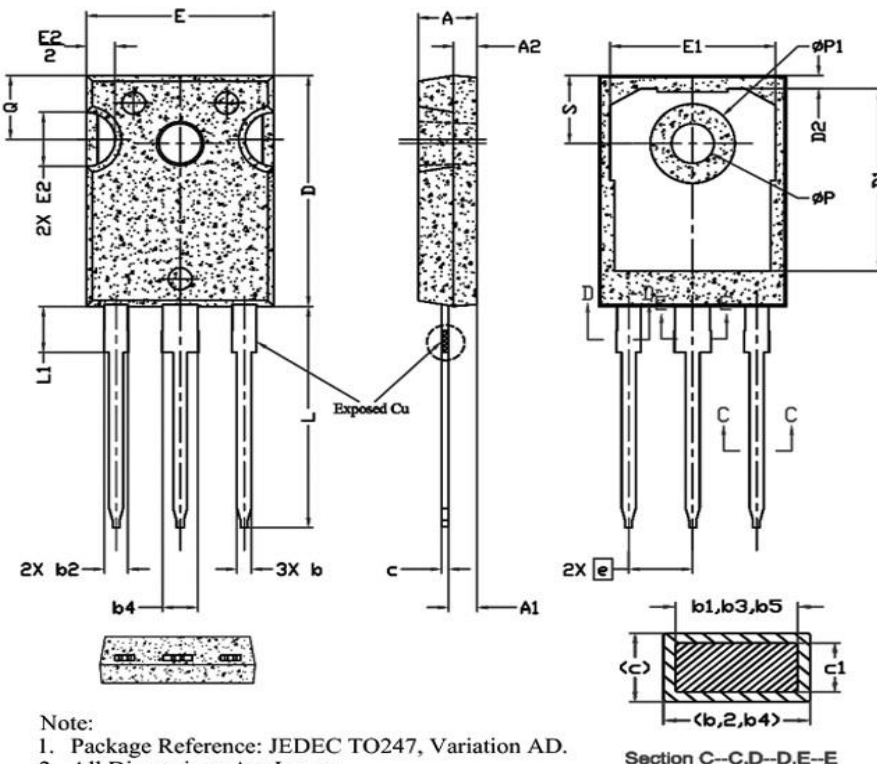
3) Current Derating:



4) Capacitance vs. reverse voltage:



**Package TO-247AB**



单位: mm

SYMBOL	DIMENSIONS			NOTES
	MIN.	NOM.	MAX.	
A	4.83	5.02	5.21	
A1	2.29	2.41	2.55	
A2	1.50	2.00	2.49	
b	1.12	1.20	1.33	
b1	1.12	1.20	1.28	
b2	1.91	2.00	2.39	6
b3	1.91	2.00	2.34	
b4	2.87	3.00	3.22	6, 8
b5	2.87	3.00	3.18	
c	0.55	0.60	0.69	6
c1	0.55	0.60	0.65	
D	20.80	20.95	21.10	4
D1	16.25	16.55	17.65	5
D2	0.51	1.19	1.35	
E	15.75	15.94	16.13	4
E1	13.46	14.02	14.16	5
E2	4.32	4.91	5.49	3
e	5.44BSC			
L	19.81	20.07	20.32	
L1	4.10	4.19	4.40	6
∅P	3.56	3.61	3.65	7
∅P1	7.19REF.			
Q	5.39	5.79	6.20	
S	6.04	6.17	6.30	

Note:

1. Package Reference: JEDEC TO247, Variation AD.
2. All Dimensions Are In mm.
3. Slot Required, Notch May Be Rounded
4. Dimension D & E Do Not Include Mold Flash. Mold Flash Shall Not Exceed 0.127mm Pre Side. These Dimensions Are Measured At The Outermost Extreme Of The Plastic Body.
5. Thermal Pad Contour Optional Within Dimension D1 & E1.
6. Lead Finish Uncontrolled In L1.
7. ∅P To Have A Maximum Draft Angle Of 1.5° To The Top Of The Part With A Maximum Hole Diameter Of 3.91mm.
8. Dimension "b2" And "b4" Does Not Include Dambar Protrusion. Allowable Dambar Protrusion Shall Be 0.10mm Total In Excess Of "b2" And "b4" Dimension At Maximum Material Condition.

**Note:** The levels of RoHS restricted materials in this product are below the maximum concentration values (also referred to as the threshold limits) permitted for such substances, or are used in an exempted application, in accordance with EU Directive 2011/65/EC(RoHS2). RoHS Certification and other certifications can be obtained from GPT sales representatives or GPT website: <http://globalpowertech.cn/English/index.asp>

**GPT's Alibaba Online Store is available now! You can place order with one click and get direct delivery from manufacturer in short time. For more info about products and price, please reach us at:**

<https://globalpowertech.en.alibaba.com/>

**More product datasheets and company information can be found in:**

<http://globalpowertech.cn/English/index.asp>

